

HP3-F18^{Q&As}

HP OneView

Pass HP HP3-F18 Exam with 100% Guarantee

Free Download Real Questions & Answers **PDF** and **VCE** file from:

<https://www.leads4pass.com/hp3-f18.html>

100% Passing Guarantee
100% Money Back Assurance

Following Questions and Answers are all new published by HP Official
Exam Center

- ⚙ **Instant Download** After Purchase
- ⚙ **100% Money Back** Guarantee
- ⚙ **365 Days** Free Update
- ⚙ **800,000+** Satisfied Customers



QUESTION 1

What is required to add a SAN Manager?

- A. a defined volume in HP OneView
- B. defined storage pools
- C. a list of pre-existing SAN zones
- D. fabric attached storage system

Correct Answer: A

QUESTION 2

You are preparing to add servers in your data center to HP OneView and you need to create a profile for each server. Which information do you require to create the server profile?

- A. serveraffinity
- B. memory size
- C. number of processors
- D. enclosure group

Correct Answer: D

QUESTION 3

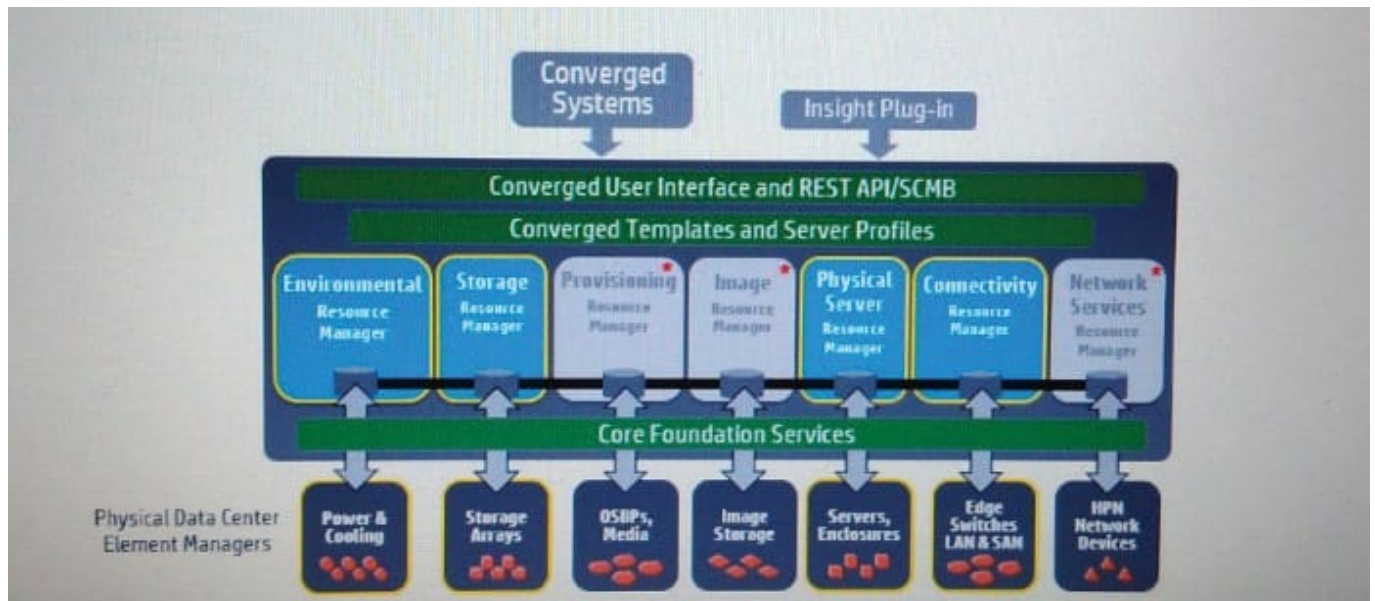
You manage a datacenter that consumes a large amount of power. You need to identify and hot spots in your HP server racks in order to optimize cooling. Which tool should you use to identify these hot spots?

- A. power delivery infrastructure representation
- B. Intelligent Power Discovery (IPDU)
- C. physical asset location
- D. 3D Datacenter View

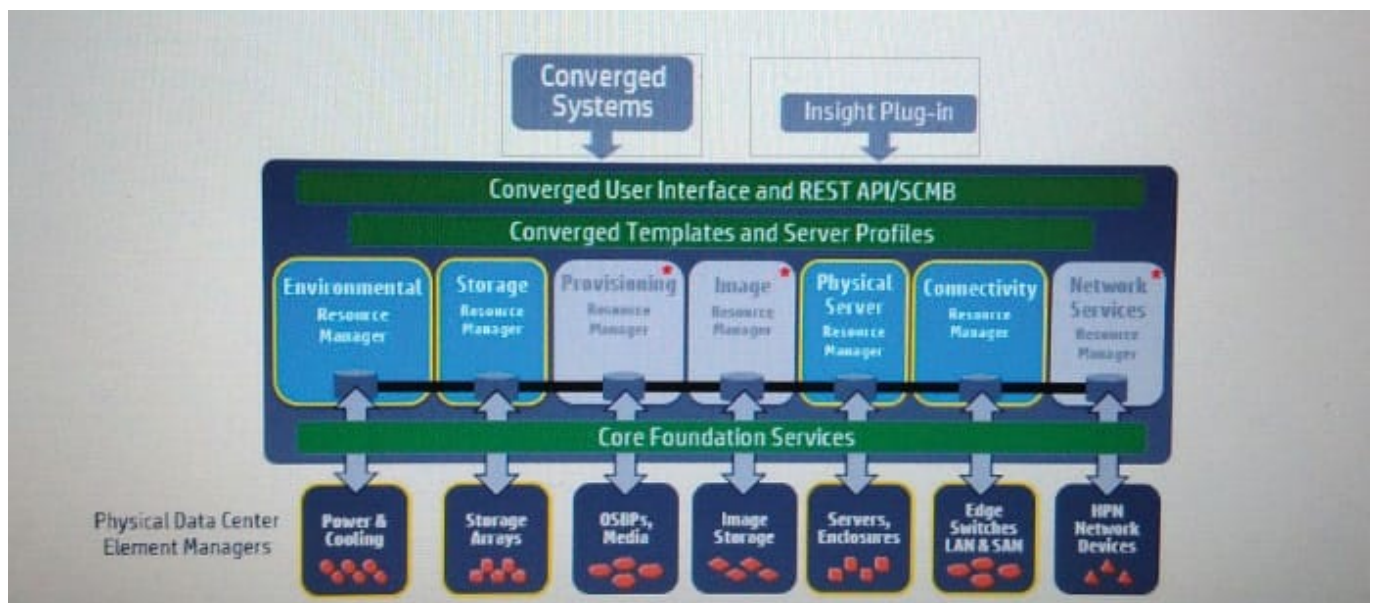
Correct Answer: A

QUESTION 4

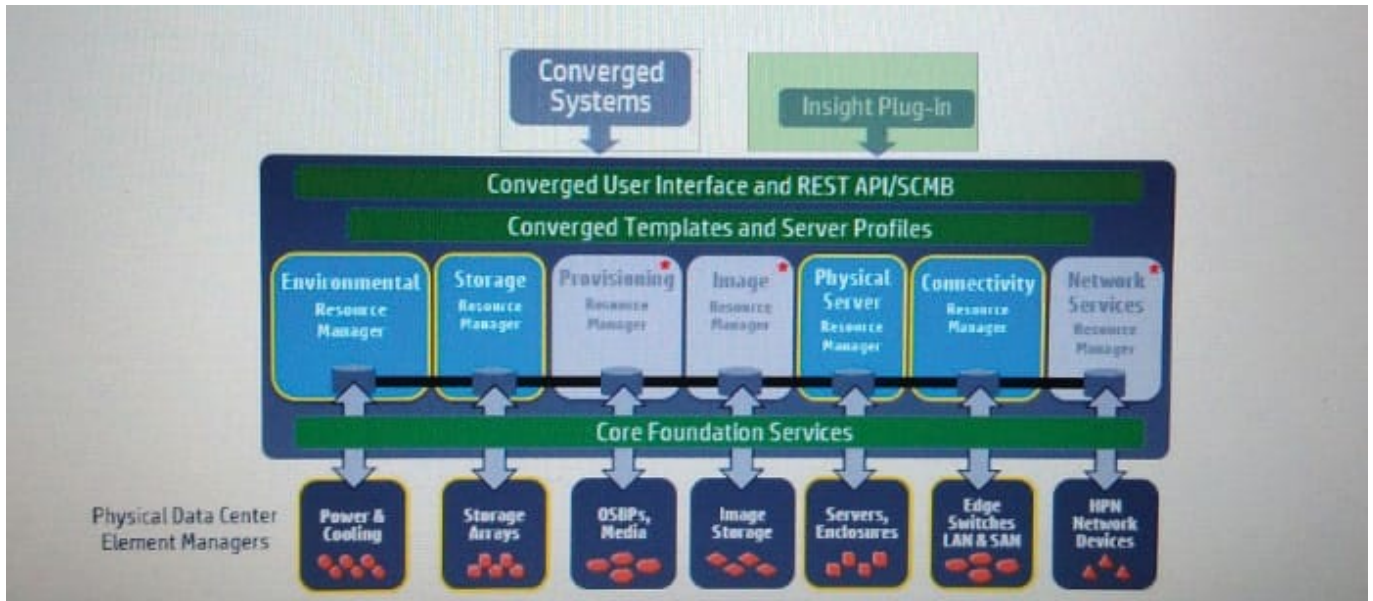
Point and click on the area of the graphic that identifies the area that the Microsoft System center uses to communicate with HP OneView



Hot Area:



Correct Answer:



QUESTION 5

Which operational function provides the benefit of being automated in HP OneView?

- A. Virtual Connect server profile creation with automated iSCSI attached.
- B. Online enclosure migration from VCEM to OneView.
- C. SAN Zoning.
- D. HP StoreVirtual Volume Creation.

Correct Answer: B

QUESTION 6

You need to identify power and cooling requirements for your data center and ensure that your power resources are provisioned accurately. In the Datacenter view, which infrastructure component can help you identify power consumption of your HP server environment?

- A. Power Line Communication
- B. Intelligent Power Distribution Unit
- C. Power Distribution Rack
- D. Thermal Mapping

Correct Answer: C

QUESTION 7

How does the HP approach to the SDDC present converged infrastructure elements as virtual constructs within pools of virtual and physical resources?

- A. by means of an integrated control abstraction layer
- B. by implementing HP Cloud Maps
- C. through a client facing GUI
- D. by means of a Remote Procedure Call

Correct Answer: D

QUESTION 8

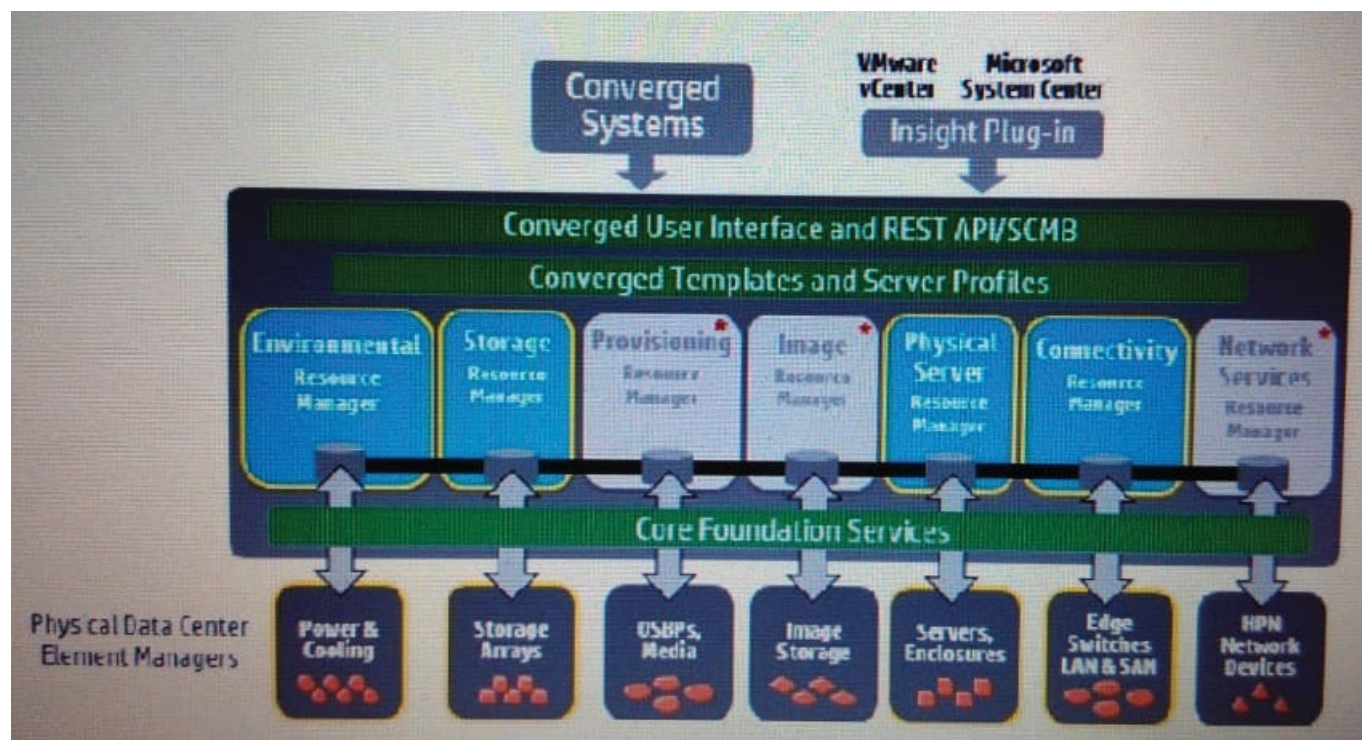
When using the PowerShell library to manage your HP OneView environment, which cmdlet should you use to authenticate to the HP OneView appliance?

- A. Connect-HPOVMgmt
- B. Set-HPOVResource
- C. Send-HPOVRequest
- D. New-HPOVResource

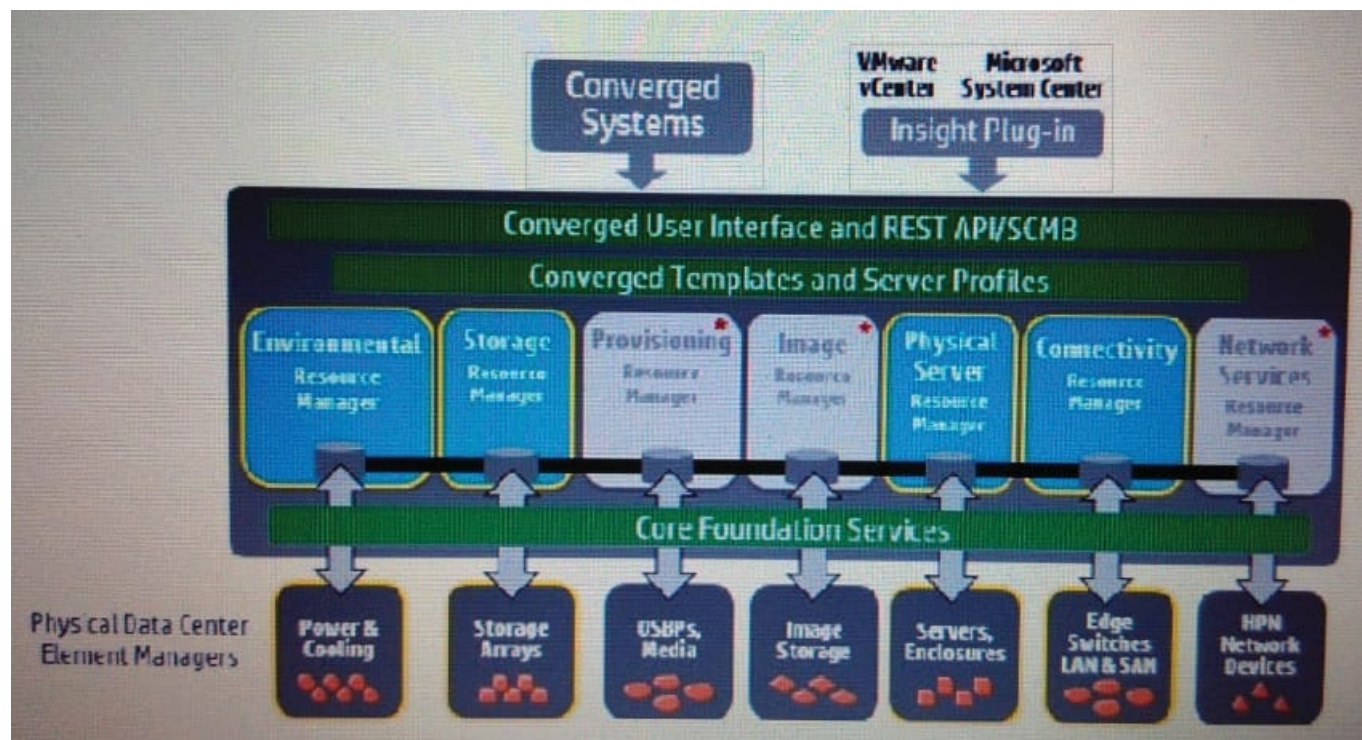
Correct Answer: A

QUESTION 9

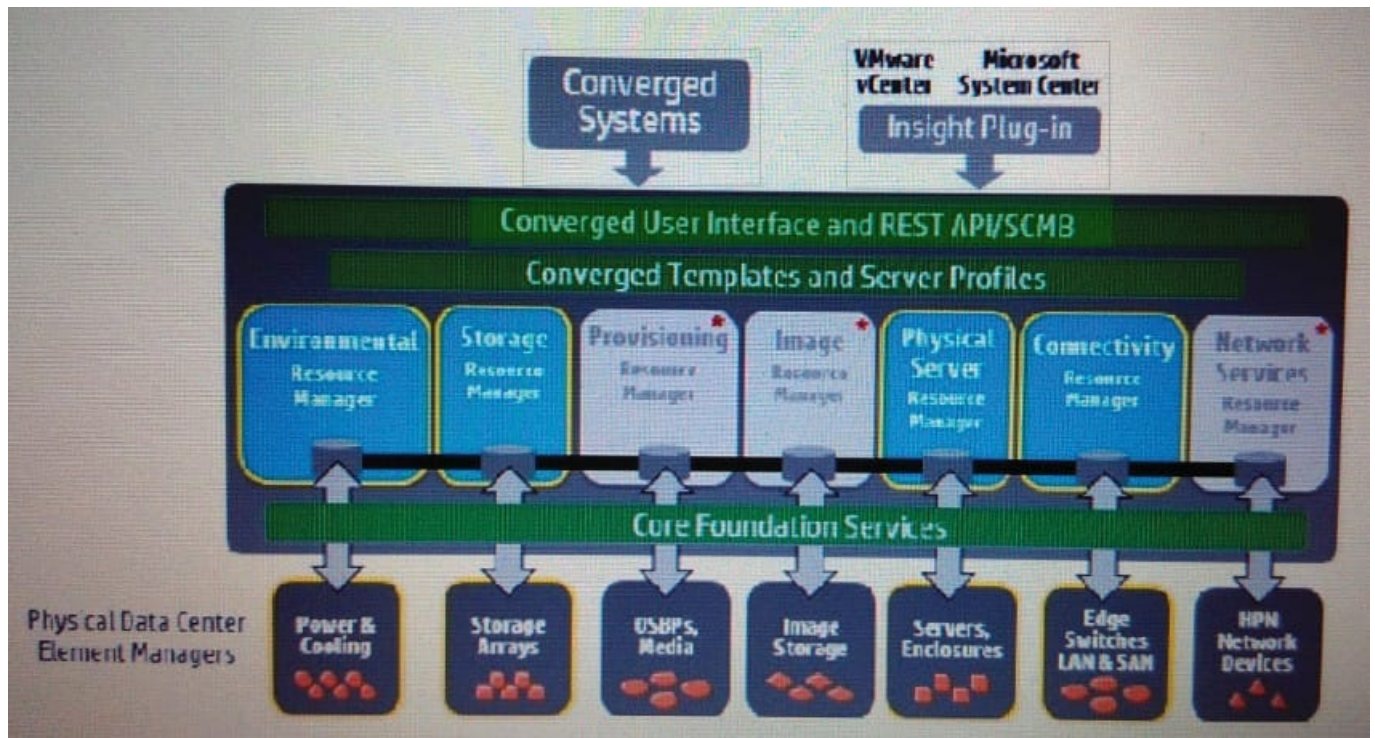
Point and click on the area of the graphic that identifies the architectural layer that a storage administrator uses to communicate with the HP OneView architecture.



Hot Area:



Correct Answer:



QUESTION 10

What do you need to consider regarding supported hardware when proposing HP OneView as a strategy for your customer? Select two.)

- A. ML servers may only be monitored.
- B. Monitoring of ProLiant server blades older than G6 is not supported.
- C. Only Gen8 and Gen9 blades can be managed and monitored.
- D. Monitoring of DL servers is not supported.
- E. Management or monitoring of any HP integrity i2/i4 server blades is not supported.

Correct Answer: CD

[HP3-F18 Practice Test](#)

[HP3-F18 Study Guide](#)

[HP3-F18 Exam Questions](#)