

C_HRHPC_1911^{Q&As}

C_HRHPC_1911 : SAP Certified Application Associate - SAP SuccessFactors for Employee Central Payroll





Pass SAP C_HRHPC_1911 Exam with 100% Guarantee

Free Download Real Questions & Answers **PDF** and **VCE** file from:

https://www.leads4pass.com/c_hrhpc_1911.html

100% Passing Guarantee
100% Money Back Assurance

Following Questions and Answers are all new published by SAP Official Exam Center

-  **Instant Download** After Purchase
-  **100% Money Back** Guarantee
-  **365 Days** Free Update
-  **800,000+** Satisfied Customers



QUESTION 1

Which info types are included when you replicate employee master data from Employee Central to Employee Central Payroll?

- A. Employee remuneration (IT2010)
- B. Recurring deductions (IT0014)
- C. Payroll status (IT0003)
- D. Date specification (IT0041)
- E. Actions (IT0000)

Correct Answer: BDE

QUESTION 2

Where do you provide access to the Payroll Control Center for payroll managers?

- A. Role-based permissions
- B. Payroll Unified Configuration
- C. Payroll Control Center authorization
- D. Payroll System Assignment

Correct Answer: A

QUESTION 3

Which of the following determine how far back an employee can retro in payroll? There are 3 correct answers to this question

- A. Employee Hiring Date
- B. Run Payroll up to date in Infotype 3
- C. Earliest Retroactive Account period in the control record
- D. Earliest personal retroactive accounting date in Infotype 3
- E. Accounted to date in Infotype 3

Correct Answer: ACD

QUESTION 4

Where do you maintain the earliest select on date for absences?

- A. Accrual Rule variables
- B. Absence Counting Method
- C. Data replication Configuration
- D. Data replication proxy

Correct Answer: C

QUESTION 5

Which authorization object do you assign to payroll administrators to use the Payroll Control Center?

- A. Payroll Data Source Instance (P_PYD_AUTH)
- B. PCTR Authorization Concept (P_P_CTR_AUT)
- C. Source Instance (P_PYD_INST)
- D. Payroll Data Source Class (P_PYD_CLS)

Correct Answer: C

QUESTION 6

When you configure country-specific de-clustering, which activities do you perform? There are 3 correct answers to this question.

- A. Switch synchronous de-clustering off.
- B. Select the database connect on.
- C. Define de-clustering for each country.
- D. Select the payroll tables.
- E. Select cluster table PCL4.

Correct Answer: BCD

QUESTION 7

To which accounting components can the payroll document be posted? There are 3 correct answers to this question.

- A. Bank Accounting (FI-BL)
- B. General Ledger Accounting (FI-GL)

C. Controlling (CO)

D. Travel Management (FI-TV) E. Accounts Payable (FI-AP)

Correct Answer: BCE

QUESTION 8

Which item do you use to define declustered payroll results?

A. Personnel number

B. Payroll areas and periods

C. Last In period payroll results

D. Sequence number

Correct Answer: D

QUESTION 9

Which section in permissions would you navigate to provide access to the "My Processes" user interface?

A. Payroll Control Center Configuration

B. General User Permission

C. Payroll System Assignment

D. SAP System Configuration

Correct Answer: A

QUESTION 10

You need to verify the country-specific tables for international payroll declustered results. Which tables must exist to receive the correct result?

There are 3 correct answers to this question.

A. EVAL_PERIOD

B. RT

C. WPBPJINDEX

D. HRPY_WPBP

E. WPBP

Correct Answer: BDE

QUESTION 11

What is the absolute retroactive accounting limit for an employee?

- A. Transfer Date
- B. Offer Date
- C. Hiring Date
- D. Termination Date

Correct Answer: C

QUESTION 12

Which objects are available in the Front End Action Log Viewer History ?

- A. Manually Assigned Alerts
- B. KPIs causing alerts
- C. Applied Validation Rules
- D. Automatically Resolved Alerts

Correct Answer: AD

QUESTION 13

Which action do you performing the Payroll System Assignment configuration task in Employee Central?

- A. Assign a system name to a selected user.
- B. Configure the Employee Central Payroll parameter for Payroll Control Center user interfaces.
- C. Configure the payroll tasks parameter.
- D. Assign Payroll Control Center user interfaces.

Correct Answer: A

QUESTION 14

What are the two types of ways to access the add new employee page?

- A. Using the public profile

- B. Using the upgrade center
- C. Using the admin center
- D. Using the org chart

Correct Answer: CD

QUESTION 15

What value can you select when you execute the Reset Process Instance program?

- A. Date and time
- B. user Id
- C. Copy Mode
- D. Process Instance ID

Correct Answer: D

[C_HRHPC_1911 PDF Dumps](#)

[C_HRHPC_1911 VCE Dumps](#)

[C_HRHPC_1911 Braindumps](#)