

# TDA-C01<sup>Q&As</sup>

Tableau Certified Data Analyst Exam

**Pass Tableau TDA-C01 Exam with 100% Guarantee**

Free Download Real Questions & Answers **PDF** and **VCE** file from:

<https://www.leads4pass.com/tda-c01.html>

100% Passing Guarantee  
100% Money Back Assurance

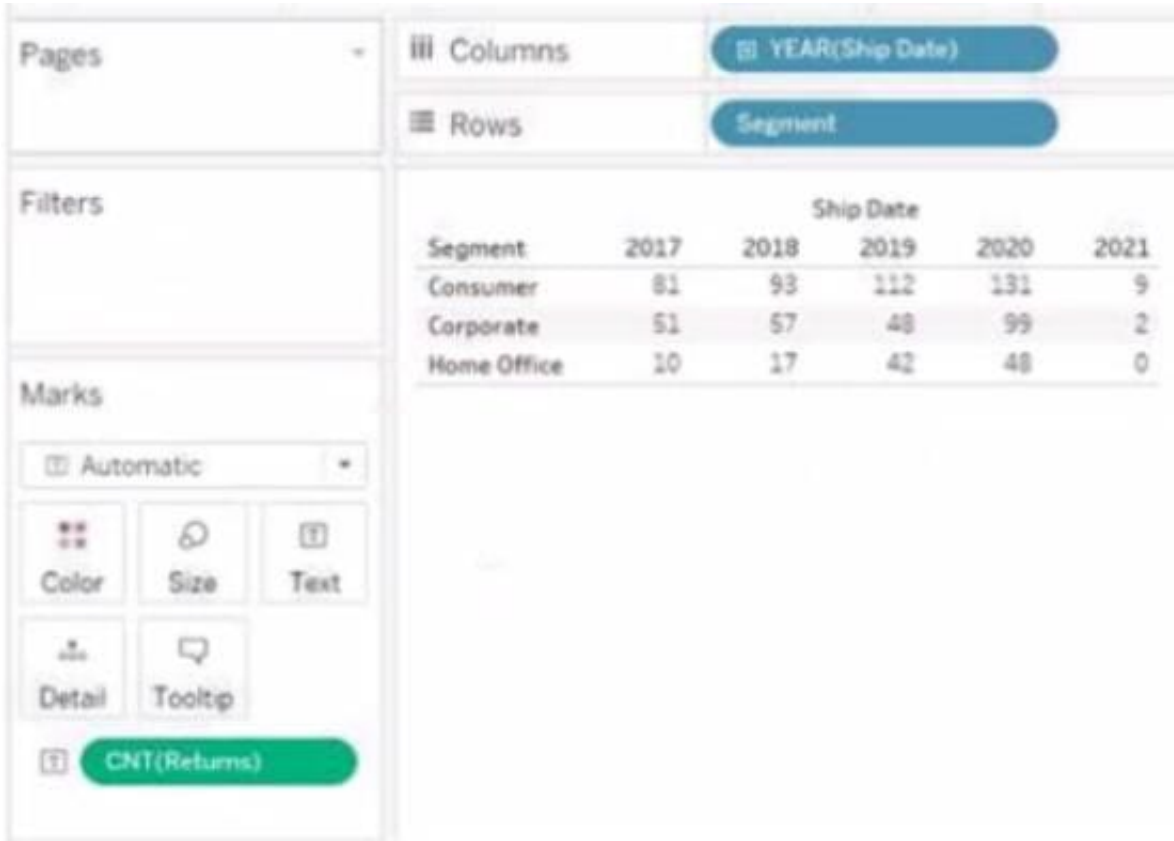
Following Questions and Answers are all new published by Tableau  
Official Exam Center

-  **Instant Download** After Purchase
-  **100% Money Back** Guarantee
-  **365 Days** Free Update
-  **800,000+** Satisfied Customers



## QUESTION 1

You have the following visualization.



Hot Area:

Correct Answer:

```
IF FIRST() = 0 THEN COUNT([Returns]) END
```

The code block shows a list of aggregation functions: FIRST(), INDEX(), [Ship Date], LAST(), and RANK(). The value 0 is selected in the dropdown menu.

```
IF FIRST() = 0 THEN COUNT([Returns]) END
```

The image shows a screenshot of a software interface for writing an SQL-like query. On the left, there is a dropdown menu with the following options: FIRST(), INDEX(), [Ship Date], LAST(), and RANK(). The 'FIRST()' option is selected and highlighted in yellow. To the right of this menu is an equals sign (=) followed by another dropdown menu with options 0, 1, 2, and 3. The '0' option is selected and highlighted in yellow. To the right of this second menu is the text 'THEN COUNT([Returns]) END'.

You have a dataset that has four fields named Category, Profit, Sales, and Customer Name. You need to create the following visualization.



## QUESTION 2

You are the owner of an alert.

You receive an email notification that the alert was suspended From where can you resume the suspended alert?

- A. The Data Source page of Tableau Desktop
- B. The Notification area of Tableau Prep
- C. The My Content area of Tableau web pages
- D. The Shared with Me page

Correct Answer: D

### QUESTION 3

You have the following dataset.

Customer Name	Sales	Rank
Adrian Barton	10,000	3
Raymond Buch	12,000	2
Sean Miller	12,000	2
Tamara Chand	18,000	1

You need to calculate the ranking shown in the Rank field.

How should you complete the formula? (Use the dropdowns in the Answer Area to select the correct options to complete the formula ?

Hot Area:

RANK

RANK\_DENSE

RANK\_MODIFIED


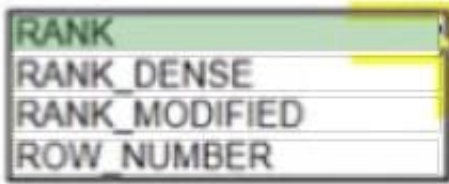
ROW\_NUMBER

[(Customer Name)]

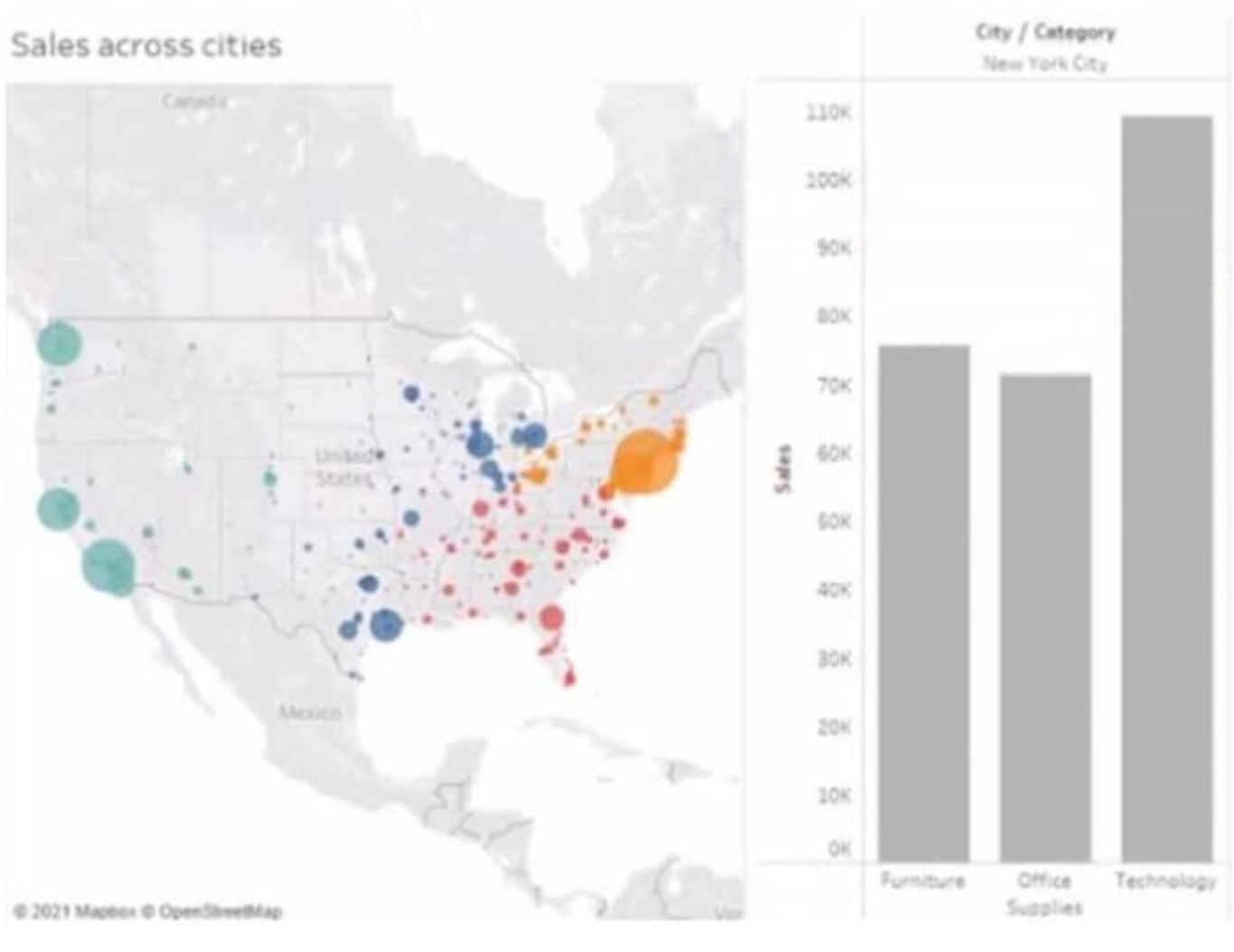
[(Sales)]

(SUM[Sales])

Correct Answer:



You have the following dashboard.



#### QUESTION 4

You want to connect a Tableau workbook to a dataset in a Microsoft Excel spreadsheet. What should you do from Tableau Desktop?

- A. From the Data menu select New Data Source

- B. From the Data menu select Replace Data Source
- C. From the File menu select Import Workbook
- D. From the File menu select New

Correct Answer: D

---

## QUESTION 5

A colleague provides you with access to a folder that contains the following files:

Sates.csv Book1.twb Sates.hyper Export.mdb

Which He contains an extract?

- A. Export mdb
- B. Book1.twb
- C. Sales.hyper
- D. Sales.csv

Correct Answer: A

[TDA-C01 PDF Dumps](#)

[TDA-C01 Practice Test](#)

[TDA-C01 Study Guide](#)