

## PL-100<sup>Q&As</sup>

Microsoft Power Platform App Maker

### Pass Microsoft PL-100 Exam with 100% Guarantee

Free Download Real Questions & Answers **PDF** and **VCE** file from:

<https://www.leads4pass.com/pl-100.html>

100% Passing Guarantee  
100% Money Back Assurance

Following Questions and Answers are all new published by Microsoft  
Official Exam Center

-  **Instant Download** After Purchase
-  **100% Money Back** Guarantee
-  **365 Days** Free Update
-  **800,000+** Satisfied Customers



## QUESTION 1

DRAG DROP

A company uses Power Apps.

The company requires a canvas app that connects to the following sources:

1.

SharePoint list

2.

Microsoft 365 mailbox

3.

SOAP API

You need to select connector types.

Which connector types should you use? To answer, drag the appropriate connector types to the correct sources. Each connector type may be used once, more than once, or not at all. You may need to drag the split bar between panes or

scroll to view content.

NOTE: Each correct selection is worth one point.

Select and Place:

## Connector types

Standard

Custom

## Answer Area

### Sources

SharePoint list

Microsoft 365 mailbox

SOAP API

### Connector type

Correct Answer:

## Connector types

Standard

Custom

## Answer Area

### Sources

SharePoint list

Microsoft 365 mailbox

SOAP API













### Connector type

Standard

Standard

Custom

Box 1: Standard

	Microsoft Dataverse		Cloud storage **
	Dynamics AX		Excel
	Microsoft Translator		Office 365 Outlook
	Office 365 Users		Oracle
	Power BI		SharePoint
	SQL Server		Twitter

Box 2: Standard Box 3: Custom Reference: <https://learn.microsoft.com/en-us/power-apps/maker/canvas-apps/connections-list>

## QUESTION 2

You complete work on a new canvas app in a development environment and add the app to a solution. You export the solution from the development environment and import the solution into a production environment.

After several days you notice that the background color for the canvas app in the production environment has changed from white to grey.

You need to determine why the background color changed.

What are two possible causes for the background color change? Each correct answer presents a complete solution.

NOTE: Each correct selection is worth one point.

A. You recently changed the Office 365 theme.

B. You exported a managed copy of the solution and imported the solution as an unmanaged solution. You modified the canvas app in the unmanaged solution.

- C. You exported and imported an unmanaged copy of the solution and a co-worker modified the canvas app.
- D. You chose a different theme from the Theme menu inside the canvas app.

Correct Answer: AC

A: You can create a custom look and feel (a theme), for your app by making changes to the default colors and visual elements provided in the uncustomized system.

C: Unmanaged Solution: The beginning state of solution is the unmanaged solution state. During this phase, you can add, edit, update, remove, delete, and test any of the components of the solution. You also have the ability to create restrictions on the components within the solution. Note: Managed Solution: A managed solution is a finalized solution that can be distributed and installed. They are created by exporting an unmanaged solution by setting restrictions to prevent any further customizations. The whole point of Managed is locking down the Component states so they cannot be edited.

Reference: <https://powerusers.microsoft.com/t5/Power-Apps-Pro-Dev-ISV/Managed-vs-Unmanaged/td-p/495685>  
<https://docs.microsoft.com/en-us/powerapps/maker/model-driven-apps/create-themes-organization-branding>

### QUESTION 3

#### DRAG DROP

You are an app builder for a medical office. The medical office uses activities to book appointments and business process flows to track patient status. The cleaning staff wants the app to connect directly to a Microsoft Excel workbook to track

cleaning tasks. The office does not have access to reporting tools including Power BI.

You need to create apps for the following groups of users. Apps must not require customizations or the use of additional products.

Groups	Comments	Requirements
Reception area staff	Users will access the app only from desktop devices in the office.	Users must be able to access contacts and display activities as a doughnut chart.
Medical staff	Users will access the app from tablet devices.	Users must be able to access activities and business process flows.
Cleaning staff	Users will access the app only from mobile phone devices.	Users must be able to interact with a checklist to mark cleaning tasks as completed.

Which type of app should you build for each group? To answer, drag the appropriate app types to the correct groups. Each app type may be used once, more than once, or not at all. You may need to drag the split bar between panes or scroll to view content.

NOTE: Each correct selection is worth one point.

Select and Place:

### App types

- Canvas app
- Model-driven app
- Embedded canvas app

### Answer Area

- | Group                |
|----------------------|
| Reception area staff |
| Medical staff        |
| Cleaning staff       |

### App type

- App type
- App type
- App type

Correct Answer:

### App types

- 
- 
- 

### Answer Area

- | Group                |
|----------------------|
| Reception area staff |
| Medical staff        |
| Cleaning staff       |

### App type

- Canvas app
- Embedded canvas app
- Model-driven app

Reference: <https://docs.microsoft.com/en-us/powerapps/maker/model-driven-apps/embedded-canvas-app-guidelines>

<https://global.hitachi-solutions.com/blog/canvas-vs-model-driven-apps>

## QUESTION 4

You are preparing to design a solution that makes use of Microsoft Teams and Power Platform.

The Sales team has a Sales Log workbook, which stores Requests for quotes, that has to be converted to a Common Data Service database.

The Sales team has their own Teams channel. You have been informed that the Sales dashboard must exist in the Sales channel and should contain data regarding the following:

1.  
Active quotes.
2.  
Sales pipeline.
3.  
Year-to-date sales KPIs for sales quotas by region.

You have also been informed that Sales-related documents should be stored in folders in the Sales channel's file location, and that document versioning will be enabled.

You need to create the visualizations for the Sales dashboard.

You only make use of Power BI Desktop. Does the action achieve your objective?

- A. Yes, it does
- B. No, it does not

Correct Answer: A

Reference: <https://docs.microsoft.com/en-us/power-bi/fundamentals/service-service-vs-desktop>

---

## QUESTION 5

You create an app with multiple screens.

Test users report that the size and type of gallery displayed on each screen are different. You must improve the consistency for the app screens.

You need to create a reusable gallery that displays information based on the current record.

Which three actions should you perform?

NOTE: Each correct selection is worth one point.

- A. Add a gallery control
- B. Add an input property
- C. Create a component
- D. Create a form
- E. Add a screen
- F. Add an output property

Correct Answer: ABC

Reference: <https://docs.microsoft.com/en-us/powerapps/maker/canvas-apps/add-gallery> <https://docs.microsoft.com/en-us/powerapps/maker/canvas-apps/create-component>

[PL-100 PDF Dumps](#)

[PL-100 Exam Questions](#)

[PL-100 Braindumps](#)