

# PEGAPCRSA80V1\_2019<sup>Q&As</sup>

Pega Certified Robotics System Architect 80V1 2019

## Pass Pegasystems PEGAPCRSA80V1\_2019 Exam with 100% Guarantee

Free Download Real Questions & Answers **PDF** and **VCE** file from:

[https://www.leads4pass.com/pegapcrsa80v1\\_2019.html](https://www.leads4pass.com/pegapcrsa80v1_2019.html)

100% Passing Guarantee  
100% Money Back Assurance

Following Questions and Answers are all new published by  
Pegasystems Official Exam Center

- ⚙️ **Instant Download** After Purchase
- ⚙️ **100% Money Back** Guarantee
- ⚙️ **365 Days** Free Update
- ⚙️ **800,000+** Satisfied Customers



## QUESTION 1

Which two statements about Label/Jump To functionality are true? (Choose two.)

- A. It allows you to pass variables to different automations of the same project.
- B. It allows you to connect with other automations in the project.
- C. It allows you to pass variables to different parts or workflows of the same automation.
- D. It allows you to keep automations organized and aids in debugging.

Correct Answer: BC

Reference: [http://help.openspan.com/191/Automations/Label\\_and\\_Jump\\_To.htm](http://help.openspan.com/191/Automations/Label_and_Jump_To.htm)

---

## QUESTION 2

You are using the Interaction framework for your project solution. Where in the solution do you add an Interaction Manager component?

- A. In the project configuration file.
- B. As a local component of the automation.
- C. In the global container of the project.
- D. As a global component of the automation.

Correct Answer: A

Reference: <https://www.scribd.com/document/342685414/1-Introduction>

---

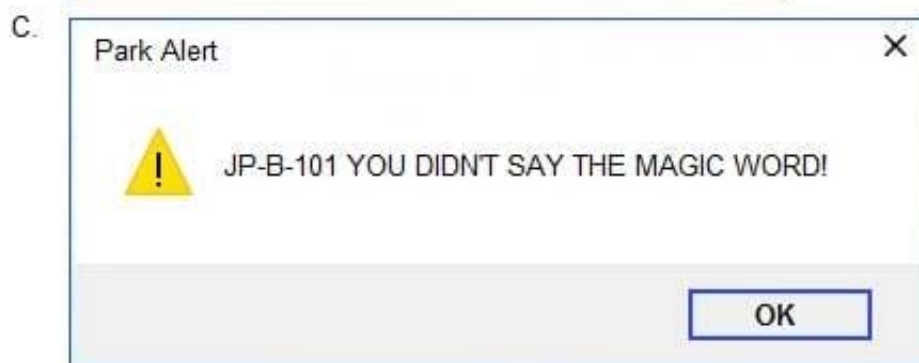
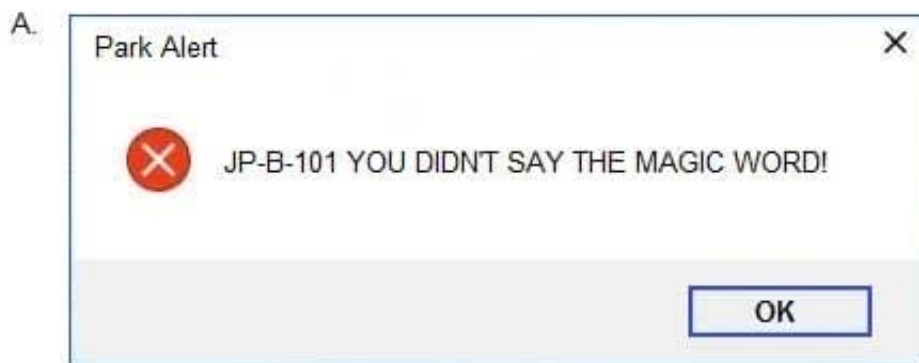
## QUESTION 3

The following image shows a Message Definitions configuration.

Code	Caption	Button	Icon	Default Button	Message
JP-B-101	Park Alert	OK	Warning	Button 1	YOU DIDN'T SAY THE MAGIC WORD!

Buttons: Add, Remove, Show Test Dialog..., Export..., OK, Cancel

Which option is the correct representation of the message configuration settings?



A. Option A

B. Option B

C. Option C

D. Option D

Correct Answer: B

---

## QUESTION 4

You are designing an automation that adds new customers to an online insurance web site. If a customer exists, a pop-up window is displayed with an error message, which closes automatically after 35 seconds.

While debugging the automation, you notice that you are receiving a control not created exception message in the Add Customer procedure after a page navigation occurs.

How do you resolve the exception?

- A. Add a missing created event in the Add Customer procedure.
- B. Ensure the waitForCreate timeout is longer than 35 seconds in the Add Customer procedure.
- C. Ensure the isCreated timeout is longer than 35 seconds in the Add Customer procedure.
- D. Add a missing waitForEvent.Exists method in the Add Customer procedure.

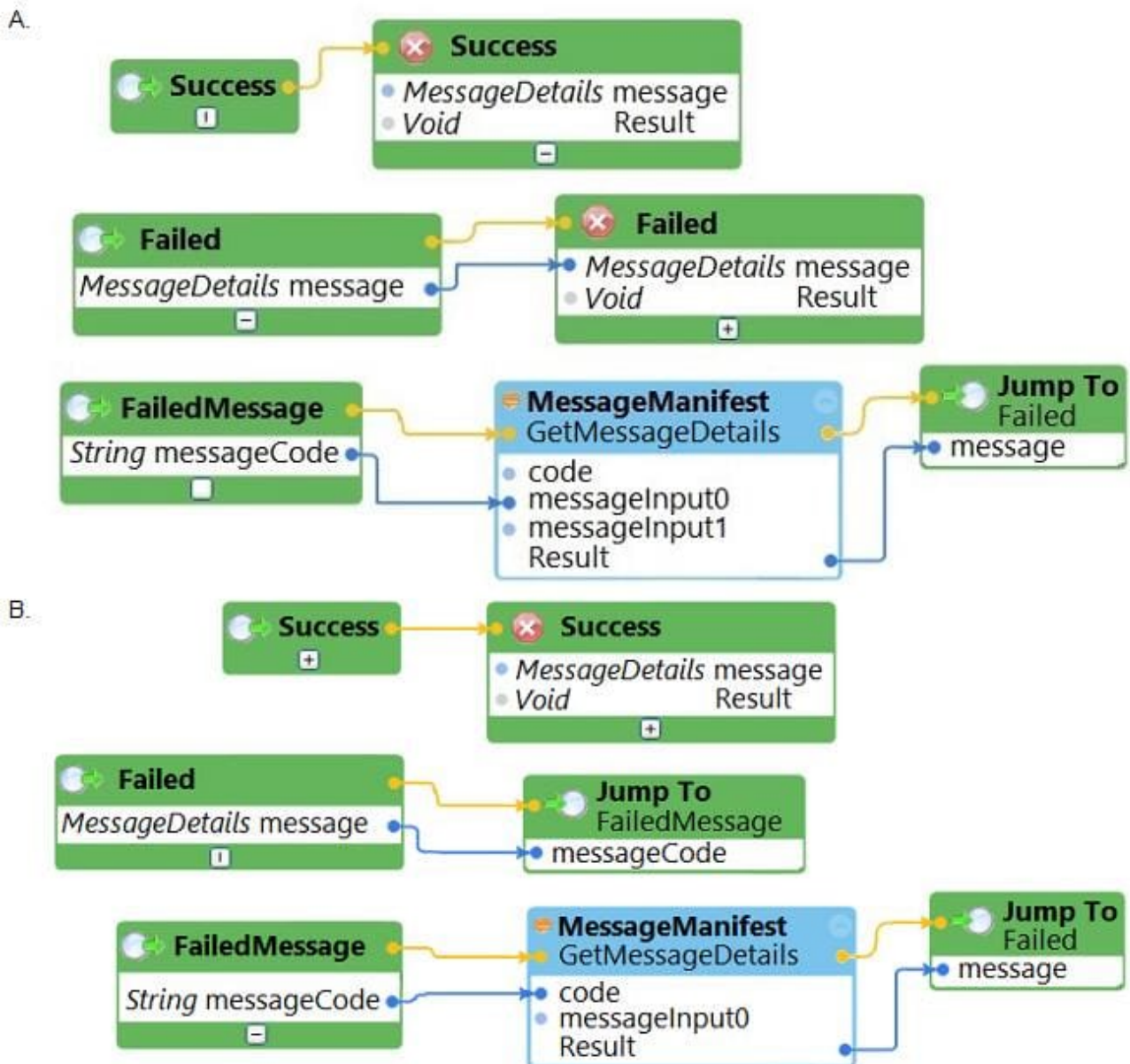
Correct Answer: D

---

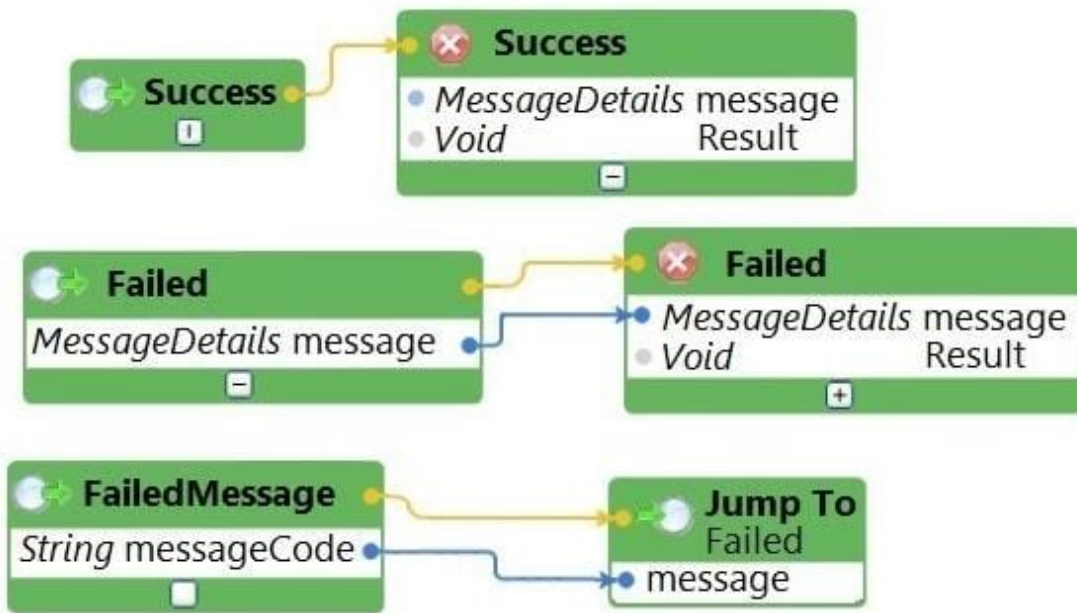
## QUESTION 5

The business requirements states that the login automation creates a Success or Failed response when attempting to log in to the finance application. If a failure occurs, the automation should pass a message code with the Message Manifest before exiting the automation.

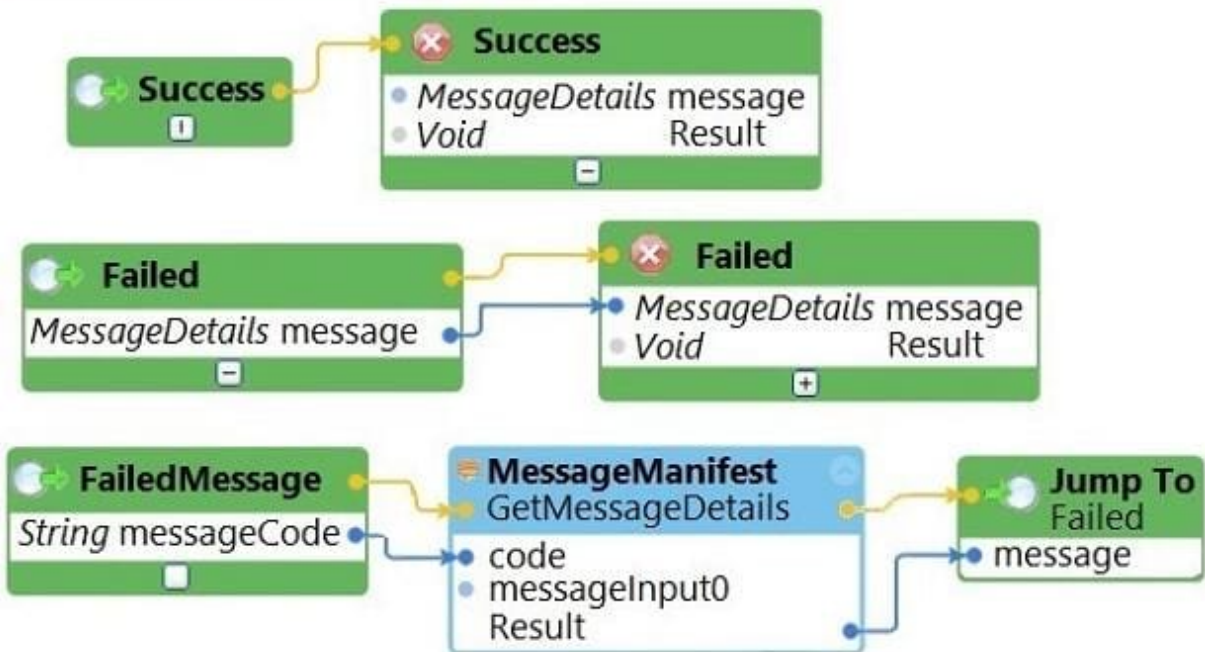
Which image represents the exit logic?



C.



D.



A. Option A

B. Option B

C. Option C

D. Option D

Correct Answer: C

[Latest  
PEGAPCRSA80V1\\_2019  
Dumps](#)

[PEGAPCRSA80V1\\_2019  
Study Guide](#)

[PEGAPCRSA80V1\\_2019  
Braindumps](#)