

NSE5_FCT-6.2^{Q&As}

Fortinet NSE 5 - FortiClient EMS 6.2





Pass Fortinet NSE5_FCT-6.2 Exam with 100% Guarantee

Free Download Real Questions & Answers **PDF** and **VCE** file from:

https://www.leads4pass.com/nse5_fct-6-2.html

100% Passing Guarantee
100% Money Back Assurance

Following Questions and Answers are all new published by Fortinet
Official Exam Center

-  **Instant Download** After Purchase
-  **100% Money Back** Guarantee
-  **365 Days** Free Update
-  **800,000+** Satisfied Customers



QUESTION 1

Refer to the exhibit.

```

1:40:39 PM Information Vulnerability id=96521 msg="A vulnerability scan result has been :
1:40:39 PM Information Vulnerability id=96520 msg="The vulnerability scan status has char
1:41:38 PM Information ESNAC id=96958 user=Admin msg="User social media information" soc:
2:12:22 PM Information Config id=96882 msg="Policy 'Default' was received and applied"
2:13:27 PM Information ESNAC id=96958 user=Admin msg="User social media information" soc:
2:14:32 PM Information ESNAC id=96959 emshostname=WIN-EHVKB3EA3S71 msg="Endpoint has AV w
2:14:54 PM Information Config id=96882 msg="Policy 'Default' was received and applied"
2:16:01 PM Information ESNAC id=96958 user=Admin msg="User social media information" soc:
2:20:19 PM Information Config id=96883 msg="Compliance rules 'default' were received and i
2:20:23 PM Debug ESNAC PIPEMSG_CMD_ESNAC_STATUS_RELOAD_CONFIG
2:20:23 PM Debug ESNAC cb828898d1ae56916f84cc7909a1eb1a
2:20:23 PM Debug ESNAC Before Reload Config
2:20:23 PM Debug ESNAC ReloadConfig
2:20:23 PM Debug Scheduler stop_task() called
2:20:23 PM Debug Scheduler GUI change event
2:20:23 PM Debug Scheduler stop_task() called
2:20:23 PM Information Config id=96882 msg="Policy 'Fortinet-Training' was received and ap
2:20:23 PM Debug Config 'scan on registration' is disabled - delete 'on registration' vulne
2:20:23 PM Debug Config ImportConfig: tag <\forticlient_configuration\antiexploit\exclusion
  
```

Based on the FortiClient logs shown in the exhibit which endpoint profile policy is currently applied to the FortiClient endpoint from the EMS server?

- A. WIK-EKVK3EA3S71
- B. Fortinet-Training
- C. Default
- D. Default configuration policy

Correct Answer: C

QUESTION 2

A new chrome book is connected in a schools network

Which component can the EMS administrator use to manage the FortiClient web filter extension installed on the Google Chromebook endpoint?

- A. FortiClient customer URL list
- B. FortiClient web filter extension
- C. FortiClient EMS
- D. FortiClient site categories

Correct Answer: B

QUESTION 3

An administrator deploys a FortiClient installation through the Microsoft AD group policy. After installation, all the custom configuration is missing.

What could have caused this problem?

- A. The FortiClient exe file is included in the distribution package
- B. The FortiClient MST file is missing from the distribution package
- C. FortiClient does not have permission to access the distribution package.
- D. The FortiClient package is not assigned to the group

Correct Answer: D

QUESTION 4

Which three types of antivirus scans are available on FortiClient? (Choose three)

- A. Proxy scan
- B. Full scan
- C. Custom scan
- D. Flow scan
- E. Quick scan

Correct Answer: BCE

QUESTION 5

Refer to the exhibit.

The screenshot displays a web filtering configuration interface. At the top, there is a section titled "Site Categories" with a list of categories, each with a checkbox and a status icon (green checkmark or red X). The categories are:

- Unrated (checked)
- Potentially Liable (unchecked)
- Adult/Mature Content (unchecked)
- Bandwidth Consuming (checked)
- General Interest - Personal** (checked, highlighted in blue)
- General Interest - Business (checked)
- Advertising (checked)
- Brokerage and Trading (checked)
- Games (checked)
- Web-based Email (checked)
- Entertainment (checked)
- Arts and Culture (checked)
- Education (checked)
- Health and Wellness (checked)
- Job Search (checked)
- Medicine (checked)
- News and Media (checked)
- Social Networking (unchecked)

Below the categories, there is a "Web Filter Exclusions" dialog box. It contains the following fields:

- URL: *.facebook.com
- Action: Allow (dropdown menu)
- Type: Wildcard (dropdown menu)

At the bottom of the dialog box are "OK" and "Cancel" buttons. Below the dialog box, there are more categories with checkboxes:

- Content Servers (checked)
- Domain Parking (checked)
- Auction (checked)

At the bottom of the interface, there is an "Exclusion List" section with the text "Add/remove pages from filtering" and three buttons: "Add", "Remove", and "Edit". Below this is a table with the following data:

PERMISSION	TYPE	URL
	Wildcard	*.facebook.com

Based on the settings shown in the exhibit what action will FortiClient take when users try to access www.facebook.com?

- A. FortiClient will allow access to Facebook.
- B. FortiClient will block access to Facebook and its subdomains
- C. FortiClient will prompt a warning message to warn the user before they can access the Facebook website
- D. FortiClient will allow access to Facebook and log user's web access.

Correct Answer: A

[Latest NSE5_FCT-6.2 Dumps](#)

[NSE5_FCT-6.2 Study Guide](#) [NSE5_FCT-6.2 Braindumps](#)