

MS-100^{Q&As}

Microsoft 365 Identity and Services

Pass Microsoft MS-100 Exam with 100% Guarantee

Free Download Real Questions & Answers **PDF** and **VCE** file from:

<https://www.leads4pass.com/ms-100.html>

100% Passing Guarantee
100% Money Back Assurance

Following Questions and Answers are all new published by Microsoft
Official Exam Center

-  **Instant Download** After Purchase
-  **100% Money Back** Guarantee
-  **365 Days** Free Update
-  **800,000+** Satisfied Customers



QUESTION 1

HOTSPOT

Your network contains an on-premises Active Directory forest named contoso.com. The forest contains the users shown in the following table.

Name	Domain	User UPN suffix
User1	Contoso.com	Fabrikam.com
User2	East.contoso.com	Contoso.com

You create an Azure Active Directory (Azure AD) tenant named fabrikam.onmicrosoft.com.

You plan to sync the users in the forest to fabrikam.onmicrosoft.com by using Azure AD Connect.

Which username will be assigned to User1 and User2 in Azure AD after the synchronization? To answer, select the appropriate options in the answer area.

NOTE: Each correct selection is worth one point.

Hot Area:

User1:

- User1@contoso.com
- User1@east.contoso.com
- User1@fabrikam.com
- User1@fabrikam.onmicrosoft.com

User2:

- User2@contoso.com
- User2@east.contoso.com
- User2@fabrikam.com
- User2@fabrikam.onmicrosoft.com

Correct Answer:

User1:

User1@contoso.com
User1@east.contoso.com
User1@fabrikam.com
User1@fabrikam.onmicrosoft.com

User2:

User2@contoso.com
User2@east.contoso.com
User2@fabrikam.com
User2@fabrikam.onmicrosoft.com

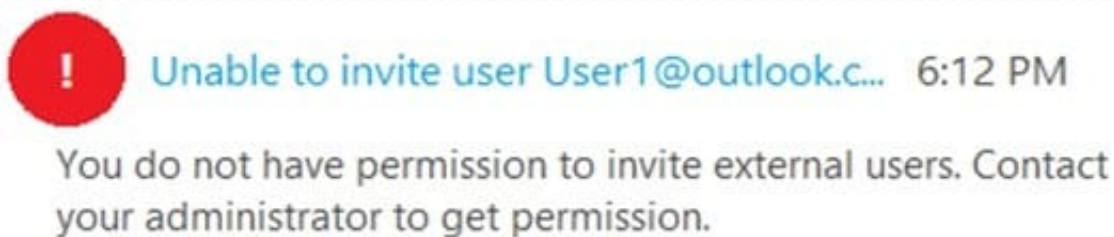
If you added the contoso.com and east.contoso.com domains as custom domains in Microsoft 365, then the users would be assigned their user principle names as Microsoft 365 usernames. However, the question does not state that you have added the domains as custom domains. Therefore, both users will use the default @fabrikam.onmicrosoft.com domain for their usernames.

QUESTION 2

You have a Microsoft Azure Active Directory (Azure AD) tenant named contoso.onmicrosoft.com.

An external user has a Microsoft account that uses an email address of user1@outlook.com.

An administrator named Admin1 attempts to create a user account for the external user and receives the error message shown in the following exhibit.



You need to ensure that Admin1 can add the user.

What should you do from the Azure Active Directory admin center?

- A. Add a custom domain name named outlook.com.
- B. Modify the Authentication methods.
- C. Modify the External collaboration settings.
- D. Assign Admin1 the Security administrator role.

Correct Answer: C

In the External Collaboration settings, you can set the following invitation policies:

1.
Turn off invitations
2.
Only admins and users in the Guest Inviter role can invite
3.
Admins, the Guest Inviter role, and members can invite
4.
All users, including guests, can invite

In this question, an Admin user is unable to invite the guest user. This suggests that invitations are turned off altogether.

Reference:

<https://docs.microsoft.com/en-us/azure/active-directory/b2b/delegate-invitations>

QUESTION 3





You have a Microsoft 365 subscription that contains the domains shown in the following exhibit.

Contoso 1919

 Dark mode

 The new admin center

Domains

Domain name	Status
Sub1.Contoso1919.onmicrosoft.com (Default) :	 Possible service issues
Contoso.com :	 Incomplete setup
Contoso1919.onmicrosoft.com :	 Healthy
<input checked="" type="checkbox"/> Sub2.Contoso1919.onmicrosoft.com :	 Healthy

Which domain name suffixes can you use when you create users?

- A. only Sub1.Contoso1919.onmicrosoft.com
- B. only Contoso1919.onmicrosoft.com and Sub2.Contoso1919.onmicrosoft.com
- C. only Contoso1919.onmicrosoft.com, Sub1.Contoso1919.onmicrosoft.com, and Sub2.Contoso1919.onmicrosoft.com
- D. all the domains in the subscription

Correct Answer: C

QUESTION 4

Which migration solution should you recommend for Project1?

- A. From the Exchange admin center, start a migration and select Staged migration.
- B. From the Microsoft 365 admin center, start a data migration and click Exchange as the data service.
- C. From the Microsoft 365 admin center, start a data migration and click Outlook as the data service.
- D. From the Exchange admin center, start a migration and select Cutover migration.

Correct Answer: B

1.
Project1: During Project1, the mailboxes of 100 users in the sales department will be moved to Microsoft 365.

2.
Fabrikam does NOT plan to implement identity federation.

3.

All users must be able to exchange email messages successfully during Project1 by using their current email address.

During Project1, some users will have mailboxes in Microsoft 365 and some users will have mailboxes in Exchange on-premises. To enable users to be able to exchange email messages successfully during Project1 by using their current email address, we'll need to configure hybrid Exchange.

A new way to migrate mailboxes in a hybrid Exchange configuration is to use the Microsoft 365 data migration service. The data migration service can migrate Exchange, SharePoint and OneDrive. Therefore, we need to start a data migration and click Exchange as the service to be migrated.

Note:

There are several versions of this question in the exam. The question has two possible correct answers:

1.

Security From Exchange admin center, start the migration and select Remote move migration.

2.

From the Microsoft 365 admin center, start a data migration and click Exchange as the data service.

Other incorrect answer options you may see on the exam include the following:

1.

From Exchange Online PowerShell, run the New-MailboxImportRequest cmdlet.

2.

From Exchange Online PowerShell, run the New-MailboxExportRequest cmdlet

3.

From the Microsoft 365 admin center, start a data migration and click Outlook as the data service.

Reference: <https://docs.microsoft.com/en-us/fasttrack/O365-data-migration>

<https://docs.microsoft.com/en-us/exchange/hybrid-deployment/move-mailboxes>

QUESTION 5

You have a Microsoft 365 subscription.

You need to prevent phishing email messages from being delivered to your organization.

What should you do?

- A. From the Exchange admin center, create an anti-malware policy.
- B. From the Security and Compliance admin center, create a DLP policy.
- C. From the Security and Compliance admin center, create a new threat management policy.

D. From the Exchange admin center, create a spam filter policy.

Correct Answer: C

Anti-phishing protection is part of Office 365 Advanced Threat Protection (ATP). To prevent phishing email messages from being delivered to your organization, you need to configure a threat management policy.

ATP anti-phishing is only available in Advanced Threat Protection (ATP). ATP is included in subscriptions, such as Microsoft 365 Enterprise, Microsoft 365 Business, Office 365 Enterprise E5, Office 365 Education A5, etc.

Reference:

<https://docs.microsoft.com/en-us/office365/securitycompliance/set-up-anti-phishing-policies>

[Latest MS-100 Dumps](#)

[MS-100 PDF Dumps](#)

[MS-100 Practice Test](#)