

E20-594^{Q&As}

Backup and Recovery - Avamar Specialist Exam for Implementation Engineers





Pass EMC E20-594 Exam with 100% Guarantee

Free Download Real Questions & Answers **PDF** and **VCE** file from:

<https://www.leads4pass.com/e20-594.html>

100% Passing Guarantee
100% Money Back Assurance

Following Questions and Answers are all new published by EMC
Official Exam Center

-  **Instant Download** After Purchase
-  **100% Money Back** Guarantee
-  **365 Days** Free Update
-  **800,000+** Satisfied Customers



QUESTION 1

Which is the last step in the hardware installation portion of an EMC Avamar multinode deployment?

- A. Connecting to the customer network
- B. Cabling the nodes to the switch
- C. Powering on the nodes
- D. Placing nodes in the rack

Correct Answer: A

QUESTION 2

What is the access mode of the server during an EMC Avamar checkpoint maintenance activity?

- A. Read-only during checkpoint creation; read-write for the remainder of the activity
- B. Read-only throughout the activity
- C. Access is disabled throughout the activity
- D. Access is disabled during checkpoint creation; read-only for the remainder of the activity

Correct Answer: A

QUESTION 3

During a Dell EMC Avamar storage node replacement process, which command is run to restore data parity from the other nodes?

- A. avmaint
- B. status.dpn
- C. rebuild_collect.pl
- D. rebuild.node

Correct Answer: B

QUESTION 4

The mapall command reports an error with node 0.1. Using the probe.xml file shown below, what is the IP address of this node?

- A. 10.6.249.87
- B. 10.6.249.88
- C. 10.6.249.89
- D. 10.6.249.90

Correct Answer: C

QUESTION 5

Which recommended procedure should be used to update a license on a Dell EMC Avamar utility node?

- A. Copy the file license .xml to the temporary folder using scp and run the avmaint license command
- B. Copy the file license .xml to the license folder using ftp and run the avmaint license command
- C. Copy the file license .xml to the temporary folder using ftp and run the avmaint register command
- D. Open the Avamar console, select the licensing option and input the license .xml key

Correct Answer: D

[E20-594 PDF Dumps](#)

[E20-594 Practice Test](#)

[E20-594 Braindumps](#)