

CKAD^{Q&As}

Certified Kubernetes Application Developer (CKAD) Program

Pass Linux Foundation CKAD Exam with 100% Guarantee

Free Download Real Questions & Answers **PDF** and **VCE** file from:

<https://www.leads4pass.com/ckad.html>

100% Passing Guarantee
100% Money Back Assurance

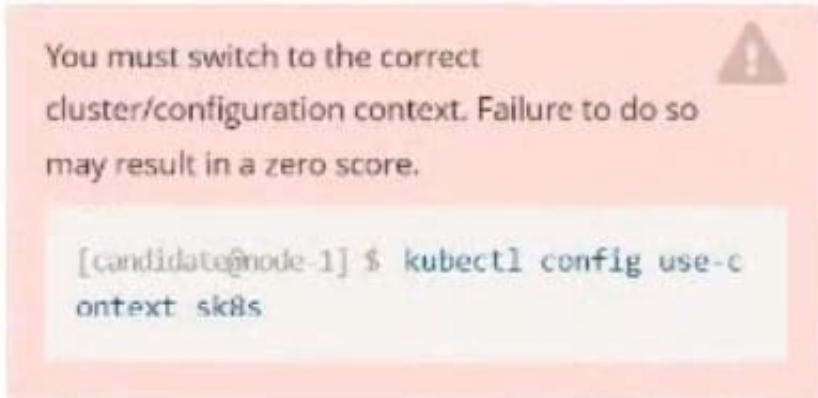
Following Questions and Answers are all new published by Linux Foundation Official Exam Center

- ⚙️ **Instant Download** After Purchase
- ⚙️ **100% Money Back** Guarantee
- ⚙️ **365 Days** Free Update
- ⚙️ **800,000+** Satisfied Customers



QUESTION 1

CORRECT TEXT



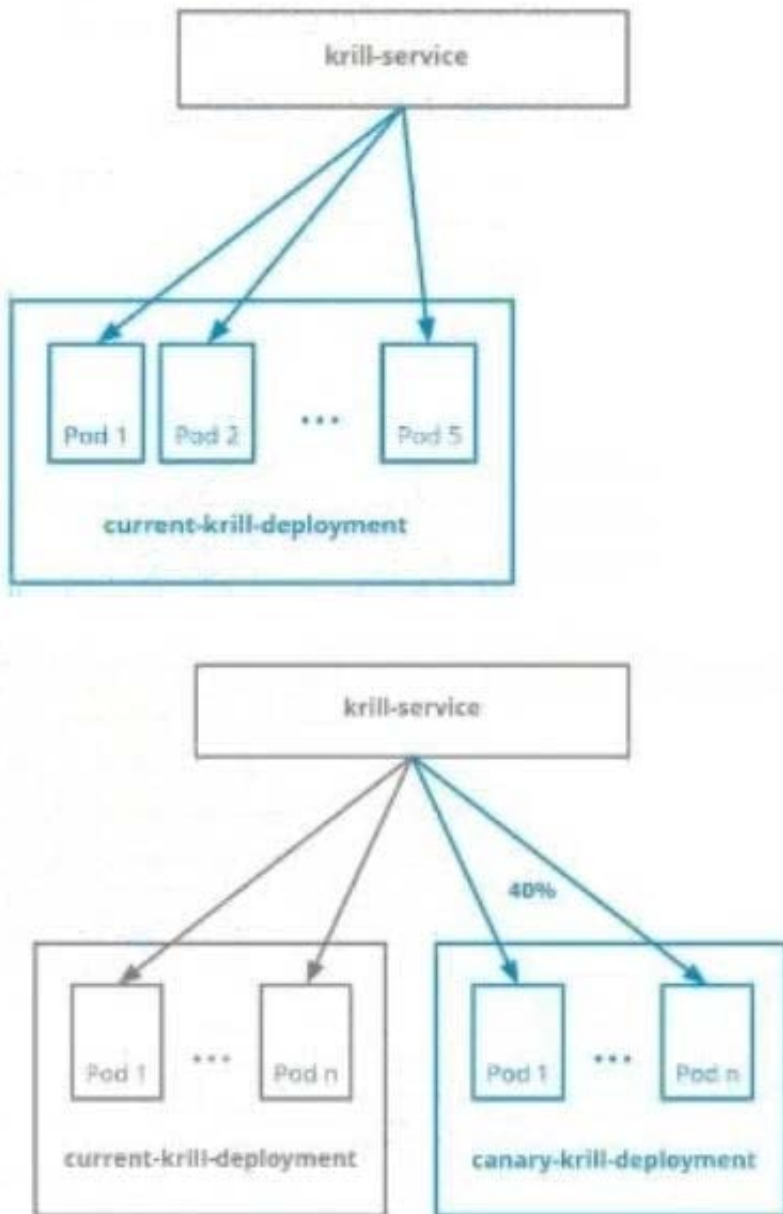
Context

You are asked to prepare a Canary deployment for testing a new application release.

Task:

A Service named krill-Service in the goshark namespace points to 5 pod created by the Deployment named current-krill-deployment

Figure 1-10



```
The Service is exposed on NodePort 30000. To test its load-balancing,
run:

[candidate@node-3] $ curl http://k8s-master-0:30000/
```

A. Please check explanations

B. Place Holder

Correct Answer: A

```
candidate@node-1:~/humane-storks$ kubectl scale deploy canary-krill-deployment --replicas 4 -n goshawk
deployment.apps/canary-krill-deployment scaled
candidate@node-1:~/humane-storks$ kubectl get deploy -n goshawk
NAME                READY   UP-TO-DATE   AVAILABLE   AGE
canary-krill-deployment  4/4     4             4           46s
current-krill-deployment  5/5     5             5           7h22m
candidate@node-1:~/humane-storks$ wget https://k8s.io/examples/
```

```
File Edit View Terminal Tabs Help
candidate@node-1:~/humane-storks$ wget https://k8s.io/examples/admin/resource/quota-pod.yaml
--2022-09-24 11:43:51-- https://k8s.io/examples/admin/resource/quota-pod.yaml
Resolving k8s.io (k8s.io)... 34.107.204.206, 2600:1901:0:26f3::
Connecting to k8s.io (k8s.io)|34.107.204.206|:443... connected.
HTTP request sent, awaiting response... 301 Moved Permanently
Location: https://kubernetes.io/examples/admin/resource/quota-pod.yaml [following]
--2022-09-24 11:43:52-- https://kubernetes.io/examples/admin/resource/quota-pod.yaml
Resolving kubernetes.io (kubernetes.io)... 147.75.40.148
Connecting to kubernetes.io (kubernetes.io)|147.75.40.148|:443... connected.
HTTP request sent, awaiting response... 200 OK
Length: 90 [application/x-yaml]
Saving to: 'quota-pod.yaml'

quota-pod.yaml          100%[=====>]          90 --.-KB/s   in 0s

2022-09-24 11:43:52 (15.0 MB/s) - 'quota-pod.yaml' saved [90/90]

candidate@node-1:~/humane-storks$ vim quota-pod.yaml
```

```
File Edit View Terminal Tabs Help
2022-09-24 11:43:52 (15.0 MB/s) - 'quota-pod.yaml' saved [90/90]

candidate@node-1:~/humane-storks$ vim quota-pod.yaml
candidate@node-1:~/humane-storks$ kubectl create -f quota-pod.yaml
resourcequota/pod-demo created
candidate@node-1:~/humane-storks$ kubectl get quota -n go
No resources found in go namespace.
candidate@node-1:~/humane-storks$ kubectl get quota -n goshawk
NAME      AGE  REQUEST  LIMIT
pod-demo  19s  pods: 9/10
candidate@node-1:~/humane-storks$ curl http://k8s-master-0:30000/
current-krill-deployment-fb7c7995c-kvtjr
app.kubernetes.io/name="current"
app.kubernetes.io/part-of="krill"
pod-template-hash="fb7c7995c"candidate@node-1:~/humane-stork$ curl http://k8s-master-0:30000/
current-krill-deployment-fb7c7995c-4whfm
app.kubernetes.io/name="current"
app.kubernetes.io/part-of="krill"
pod-template-hash="fb7c7995c"candidate@node-1:~/humane-stork$ curl http://k8s-master-0:30000/
canary-krill-deployment-5f78fd4786-dfk7l
app.kubernetes.io/name="canary"
app.kubernetes.io/part-of="krill"
pod-template-hash="5f78fd4786"candidate@node-1:~/humane-stork$ curl http://k8s-master-0:30000/
canary-krill-deployment-5f78fd4786-25zrt
app.kubernetes.io/name="canary"
app.kubernetes.io/part-of="krill"
pod-template-hash="5f78fd4786"candidate@node-1:~/humane-stork$ curl http://k8s-master-0:30000/
canary-krill-deployment-5f78fd4786-2774b
app.kubernetes.io/name="canary"
app.kubernetes.io/part-of="krill"
pod-template-hash="5f78fd4786"candidate@node-1:~/humane-stork$
```

QUESTION 2

CORRECT TEXT



Context

A web application requires a specific version of redis to be used as a cache.

Task

Create a pod with the following characteristics, and leave it running when complete:

1.

The pod must run in the web namespace.

2.

The namespace has already been created

3.

The name of the pod should be cache

4.

Use the lfcncf/redis image with the 3.2 tag

5.

Expose port 6379

A. Please check explanations

B. Place Holder

Correct Answer: A

```
Readme Web Terminal THE LINUX FOUNDATION

student@node-1:~$ kubectl run cache --image=lfcncf/redis:3.2 --port=6379 -n web
pod/cache created
student@node-1:~$ kubectl get pods -n web
NAME    READY   STATUS             RESTARTS   AGE
cache   0/1     ContainerCreating  0          6s
student@node-1:~$ kubectl get pods -n web
NAME    READY   STATUS    RESTARTS   AGE
cache   1/1     Running   0          9s
student@node-1:~$
```

QUESTION 3

CORRECT TEXT



Context

It is always useful to look at the resources your applications are consuming in a cluster.

Task

From the pods running in namespace cpu-stress, write the name only of the pod that is consuming the most CPU to file /opt/KDOBG030/pod.txt, which has already been created.

A. Please check explanations

B. Place Holder

Correct Answer: A

QUESTION 4

CORRECT TEXT



Context

You have been tasked with scaling an existing deployment for availability, and creating a service to expose the deployment within your infrastructure.

Task

Start with the deployment named kdsn00101-deployment which has already been deployed to the namespace kdsn00101. Edit it to:

1.

Add the func=webFrontEnd key/value label to the pod template metadata to identify the pod for the service definition

2.

Have 4 replicas

Next, create and deploy in namespace kdsn00101 a service that accomplishes the following:

1.

Exposes the service on TCP port 8080

2.

is mapped to the pods defined by the specification of kdsn00101-deployment

3.

Is of type NodePort

4.

Has a name of cherry

A. Please check explanations

B. Place Holder

Correct Answer: A

```
student@node-1:~$ kubectl edit deployment kdsn00101-deployment -n kdsn00101
```

Readme Web Terminal THE LINUX FOUNDATION

```
Please edit the object below. Lines beginning with a '#' will be ignored,
# and an empty file will abort the edit. If an error occurs while saving this file will be
# reopened with the relevant failures.
#
apiVersion: apps/v1
kind: Deployment
metadata:
  annotations:
    deployment.kubernetes.io/revision: "1"
  creationTimestamp: "2020-10-09T08:50:39Z"
  generation: 1
  labels:
    app: nginx
  name: kdsn00101-deployment
  namespace: kdsn00101
  resourceVersion: "4786"
  selfLink: /apis/apps/v1/namespaces/kdsn00101/deployments/kdsn00101-deployment
  uid: 8d3ace00-7761-4189-ba10-fbc676c311bf
spec:
  progressDeadlineSeconds: 600
  replicas: 1
  revisionHistoryLimit: 10
  selector:
    matchLabels:
      app: nginx
  strategy:
"/tmp/kubectl-edit-d4y5r.yaml" 70L, 1957C 1,1 Top
```



```
uid: 8d3ace00-7761-4189-ba10-fbc676c311bf
spec:
  progressDeadlineSeconds: 600
  replicas: 4
  revisionHistoryLimit: 10
  selector:
    matchLabels:
      app: nginx
  strategy:
    rollingUpdate:
      maxSurge: 25%
      maxUnavailable: 25%
    type: RollingUpdate
  template:
    metadata:
      creationTimestamp: null
      labels:
        app: nginx
        func: webFrontEnd
    spec:
      containers:
      - image: nginx:latest
        imagePullPolicy: Always
        name: nginx
        ports:
        - containerPort: 80
```

```
student@node-1:~$ kubectl edit deployment kdsn00101-deployment -n kdsn00101
deployment.apps/kdsn00101-deployment edited
student@node-1:~$ kubectl get deployment kdsn00101-deployment -n kdsn00101
NAME                READY   UP-TO-DATE   AVAILABLE   AGE
kdsn00101-deployment  4/4     4             4           7h17m
student@node-1:~$ kubectl expose deployment kdsn00101-deployment -n kdsn00101 --type NodePort --
port 8080 --name cherry
service/cherry exposed
```

QUESTION 5

CORRECT TEXT



Task

You are required to create a pod that requests a certain amount of CPU and memory, so it gets scheduled to a node that has those resources available.

1.

Create a pod named nginx-resources in the pod-resources namespace that requests a minimum of 200m CPU and 1Gi memory for its container

2.

The pod should use the nginx image

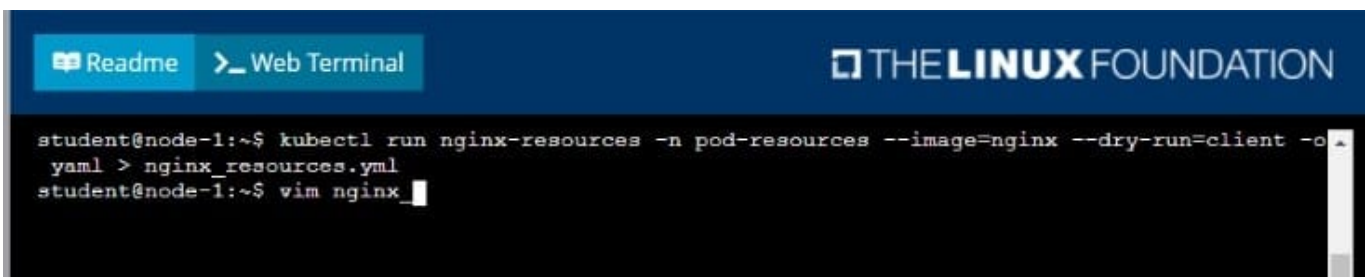
3.

The pod-resources namespace has already been created

A. Please check explanations

B. Place Holder

Correct Answer: A



```
student@node-1:~$ kubectl run nginx-resources -n pod-resources --image=nginx --dry-run=client -o
yaml > nginx_resources.yml
student@node-1:~$ vim nginx_
```

```
Readme Web Terminal THE LINUX FOUNDATION

apiVersion: v1
kind: Pod
metadata:
  creationTimestamp: null
  labels:
    run: nginx-resources
  name: nginx-resources
  namespace: pod-resources
spec:
  containers:
  - image: nginx
    name: nginx-resources
    resources: {}
  dnsPolicy: ClusterFirst
  restartPolicy: Always
status: {}

"nginx_resources.yml" 16L, 289C 1,1 All
```

```
Readme Web Terminal THE LINUX FOUNDATION

apiVersion: v1
kind: Pod
metadata:
  labels:
    run: nginx-resources
  name: nginx-resources
  namespace: pod-resources
spec:
  containers:
  - image: nginx
    name: nginx-resources
    resources:
      requests:
        cpu: 200m
        memory: "1Gi"

-- INSERT --

15,22 All
```

```
student@node-1:~$ kubectl run nginx-resources -n pod-resources --image=nginx --dry-run=client -o
yaml > nginx_resources.yml
student@node-1:~$ vim nginx_resources.yml
student@node-1:~$ kubectl create -g nginx_resources.yml
Error: unknown shorthand flag: 'g' in -g
See 'kubectl create --help' for usage.
student@node-1:~$ kubectl create -f nginx_resources.yml
pod/nginx-resources created
student@node-1:~$ kubectl get pods -n pod-ra
```

```
student@node-1:~$ kubectl get pods -n pod-resources
NAME          READY   STATUS    RESTARTS   AGE
nginx-resources 1/1     Running   0           8s
student@node-1:~$
```

[Latest CKAD Dumps](#)

[CKAD Practice Test](#)

[CKAD Brindumps](#)