

98-383^{Q&As}

Introduction to Programming Using HTML and CSS

Pass Microsoft 98-383 Exam with 100% Guarantee

Free Download Real Questions & Answers **PDF** and **VCE** file from:

<https://www.leads4pass.com/98-383.html>

100% Passing Guarantee
100% Money Back Assurance

Following Questions and Answers are all new published by Microsoft
Official Exam Center

-  **Instant Download** After Purchase
-  **100% Money Back** Guarantee
-  **365 Days** Free Update
-  **800,000+** Satisfied Customers



QUESTION 1

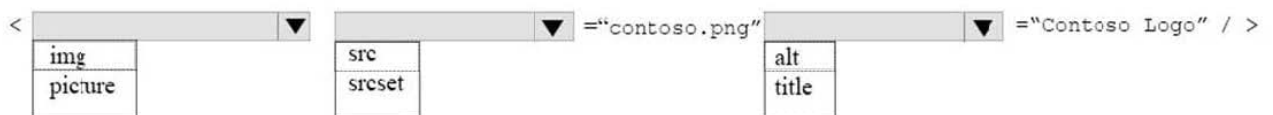
HOTSPOT

You are designing a webpage for your company. You want to display an image named contoso.png on the page. If the user's Internet connection is slow, or if the user is visually impaired, you want the text Contoso Logo to be displayed or read aloud.

How should you complete the markup? To answer, select the appropriate markup segments in the answer area.

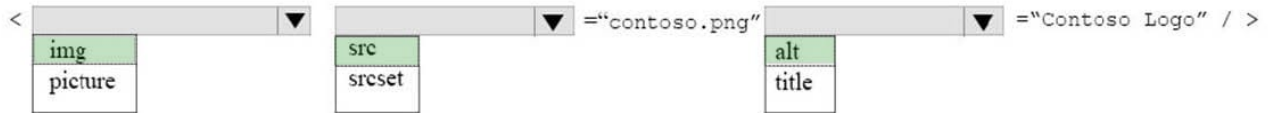
Hot Area:

Answer Area



Correct Answer:

Answer Area



References: <https://www.w3schools.com/tags/default.asp>

QUESTION 2

Which CSS property is used to draw a line over text, through text, or under text?

- A. font-family
- B. font-style
- C. text-overflow
- D. text-decoration

Correct Answer: D

References: https://www.w3schools.com/cssref/pr_text_text-decoration.asp

QUESTION 3

This question requires that you evaluate the underlined text to determine if it is correct.

You are reviewing a stylesheet created by a member of your team. The stylesheet includes a style that is defined as follows:

```
.product {  
  color: #000000;  
  background-color: #00FF00;  
}
```

You apply the `productBox` style to a

.

The
will be displayed with white text on a green background.

Review the underlined text. If it makes the statement correct, select "No change is needed." If the statement is incorrect, select the answer choice that makes the statement correct.

- A. No change is needed.
- B. white text on a red background.
- C. black text on a green background.
- D. black text on a blue background.

Correct Answer: C

References: https://www.w3schools.com/colors/colors_shades.asp

QUESTION 4

DRAG DROP

You need to identify the parts of the CSS box model that define an element's dimensions.

To answer, drag the appropriate part to the correct area. Each part may be used once, more than once, or not at all. You may need to drag the split bar between panes or scroll to view content.

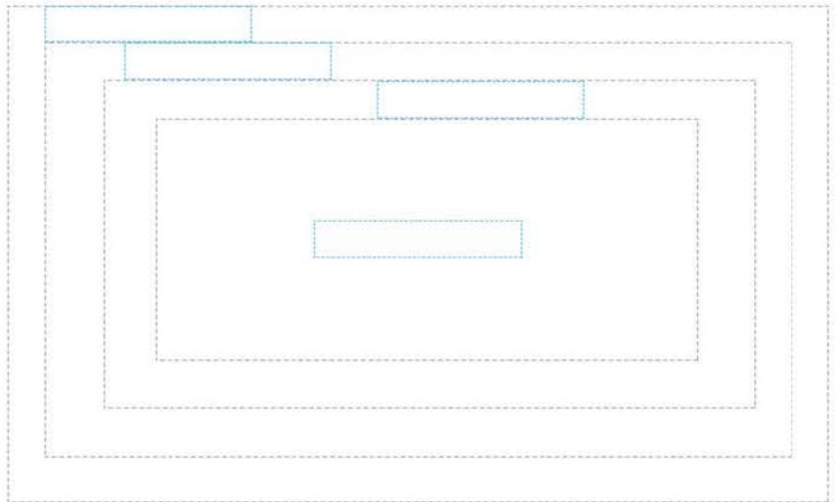
NOTE: Each correct selection is worth one point

Select and Place:

Parts

overflow	content
padding	margin
border	

Answer Area

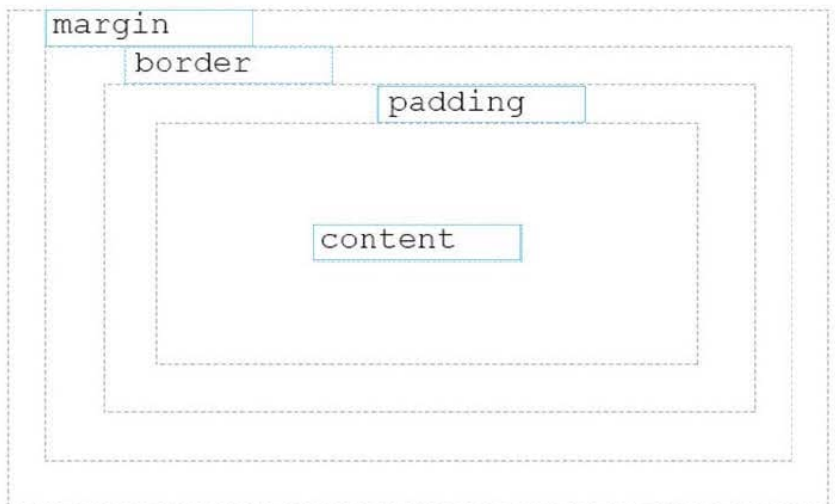


Correct Answer:

Parts

overflow	

Answer Area



References: https://www.w3schools.com/css/css_boxmodel.asp

QUESTION 5

DRAG DROP

You are designing a website for Margie's Travel. The website uses external stylesheets.

You need to create a style that centers all h1 elements on the page.

How should you complete the code? To answer, drag the appropriate code segment to the correct location in the code. Each code segment may be used once, more than once or not at all. You may need to drag the split bar between panes

or scroll to view content. `text-align center h1 = : ; .h1`

Select and Place:

Answer area

```
text-align :   {     }  
center ;   
h1  .h1   
= 
```

Correct Answer:

Answer area

```
  h1  { text-align :  center ;  }  
   
 .h1   
= 
```

References: https://www.w3schools.com/css/css_syntax.asp

[98-383 PDF Dumps](#)

[98-383 Practice Test](#)

[98-383 Exam Questions](#)