



70-779^{Q&As}

Provisioning SQL Databases

Pass Microsoft 70-779 Exam with 100% Guarantee

Free Download Real Questions & Answers **PDF** and **VCE** file from:

<https://www.lead4pass.com/70-779.html>

100% Passing Guarantee
100% Money Back Assurance

Following Questions and Answers are all new published by Microsoft
Official Exam Center

-  **Instant Download** After Purchase
-  **100% Money Back** Guarantee
-  **365 Days** Free Update
-  **800,000+** Satisfied Customers





QUESTION 1

You need to configure a PivotChart as shown in the following exhibit.



Which chart element should you enable?

- A. Data Labels
- B. Axis Titles
- C. Data Table
- D. Error Bars

Correct Answer: C

QUESTION 2

Note: This question is part of a series of questions that present the same scenario. Each question in the series contains a unique solution that might meet the stated goals. Some question sets might have more than one correct solution, while

others might not have a correct solution.

After you answer a question in this section, you will NOT be able to return to it. As a result, these questions will not appear in the review screen.

Your company has sales offices in several cities.

You create a table that represents the amount of sales in each city by month as shown in the exhibit.



	A	B	C	D	E	F	G	H
1	City	January	February	March	April	May	June	July
2	Montreal	20.00	90.00	170.00	200.00	200.00	400.00	420.00
3	Toronto	0.00	30.00	75.00	50.00	85.00	190.00	203.00
4	Miami	0.00	25.00	105.00	75.00	70.00	155.00	140.00
5	Madrid	220.00	440.00	650.00	610.00	424.00	500.00	542.00
6	Los Angeles	0.00	10.00	25.00	55.00	40.00	45.00	75.00
7	Brussels	3,400.00	3,000.00	3,300.00	3,700.00	2,300.00	2,700.00	2,340.00
8	Antwerp	2,500.00	2,200.00	2,300.00	2,400.00	1,800.00	1,970.00	1,690.00
9	Tel Aviv	100.00	150.00	190.00	230.00	260.00	230.00	115.00
10	Melbourne	90.00	75.00	140.00	120.00	110.00	175.00	65.00

You need to ensure that all values lower than 250 display a red icon. The solution must ensure that all values greater than 500 display a green icon.

Solution: You create a new conditional formatting rule that uses the Format only cells that contain rule type.

Does this meet the goal?

- A. Yes
- B. No

Correct Answer: A

QUESTION 3

You create the PivotChart shown in the exhibit.





In which area is Product and in which area is SalesAmount? To answer, drag the appropriate areas to the correct targets. Each area may be used once, more than once, or not at all. You may need to drag the split bar between panes or scroll


to view content.

NOTE: Each correct selection is worth one point.

Select and Place:



Correct Answer:



QUESTION 4

Note: This question is part of a series of questions that use the same scenario, For your convenience the scenario is repeated in each question. Each question presents a different goal and answer choices, but the text of the scenario is the

same in each question in this series.

Start of repeated scenario

You are creating reports for a car repair company. You have four datasets in Excel spreadsheets. Four workbook queries load the datasets to a data model. A sample of the data is shown in the Data Sample exhibit.



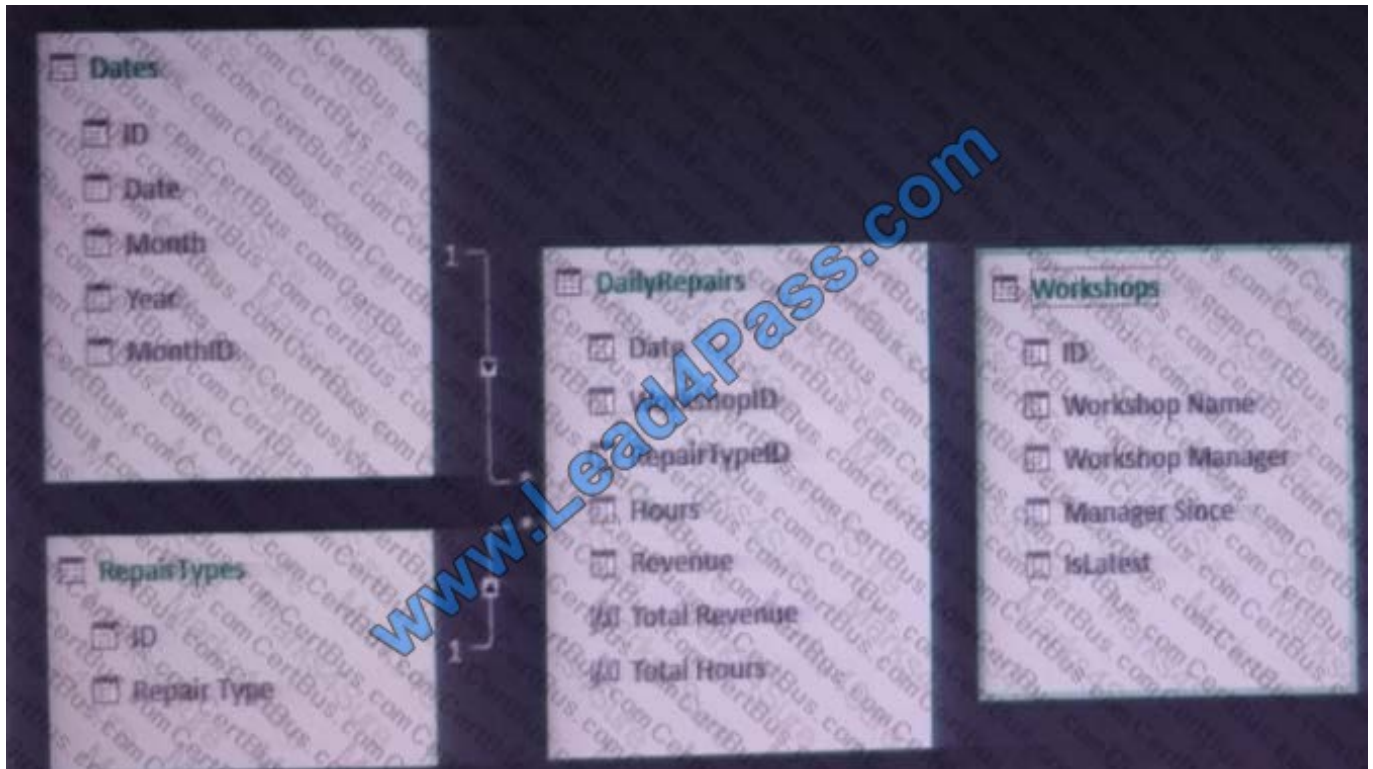
Date	WorkshopID	RepairTypeID	Hours	Revenue
2016-10-01	1	4	2	£ 432
2016-10-01	6	8	16	£ 4,144
2016-10-01	3	6	12	£ 564
2016-10-01	6	5	4	£ 1,580
2016-10-01	5	4	12	£ 1,368
2016-10-01	3	4	14	£ 854
2016-10-01	2	4	15	£ 3,030
2016-10-01	1	1	0	£

ID	Workshop Name	Workshop Manager	Manager Since	IsActive
1	Cambridge	Alex Rankin	2012-11-30	1
2	Bedford	Ben Miller	2015-04-22	1
3	Camden	Karl Firsi	2015-08-29	1
4	Belize	Ron Gable	2016-02-14	1
5	Reading	Jose Pina	2009-11-07	1
6	Kilburn	Karen Linn	2017-02-25	1
6	Kilburn	Paul Corbett	2009-06-06	0

ID	Date	Month	Year	MonthID
20160101	2016-01-01	Jan 16	2016	201601
20160102	2016-01-02	Jan 16	2016	201601
20160103	2016-01-03	Jan 16	2016	201601
20160104	2016-01-04	Jan 16	2016	201601
20160105	2016-01-05	Jan 16	2016	201601
20160106	2016-01-06	Jan 16	2016	201601
20160107	2016-01-07	Jan 16	2016	201601
20160108	2016-01-08	Jan 16	2016	201601
20160109	2016-01-09	Jan 16	2016	201601

ID	Repair Type
1	Engine
2	Radiator
3	Gearbox
4	Clutch
5	Brakes
6	Tires
7	Bodywork
8	Windscreen
9	Other

The data model is shown in the Data Model exhibit.



The tables in the model contain the following data:

DailyRepairs has a log of hours and revenue for each day, workshop, and repair type. Every day, a log entry is created for each workshop, even if no hours or revenue are recorded for that day. Total Hours and Total Revenue are two measures defined in DailyRepairs. Total Hours sums the Hours column, and Total Revenue sums the Revenue column.

Workshops has a list of all the workshops and the current and previous workshop managers. The format of the Workshop Manager column is always Firstname Lastname. A value of 1 in the IsLatest column indicates that the workshop manager listed in the record is the current workshop manager.

RepairTypes has a list of all the repair types.

Dates has a list of dates from 2015 to 2018.

End of repeated scenario.

You need to add a custom column to the workbook query for Workshops that contains the email address of the workshop manager. The format of the email address is firstname.lastname@contoso.com.

How should you complete the query from Query Editor? To answer, select the appropriate options in the answer area.

NOTE: Each correct selection is worth one point

Hot Area:



Correct Answer:



QUESTION 5

You have a table named Sales. Sales contains the following columns.

Column name	Data type
OrderId	Whole number
Date	Date
Amount	Whole number

You need to add a column that shows the first three letters of the day of the week.

How should you complete the DAX formula? To answer, drag the appropriate values to the correct targets.

Each value may be used once, more than once, or not at all. You may need to drag the split bar between panes or scroll to view content.

NOTE: Each correct selection is worth one point.

Select and Place:



Correct Answer:



[Latest 70-779 Dumps](#)

[70-779 Exam Questions](#)

[70-779 Brainsdumps](#)



To Read the [Whole Q&As](#), please purchase the [Complete Version](#) from [Our website](#).

Try our product !

100% Guaranteed Success

100% Money Back Guarantee

365 Days Free Update

Instant Download After Purchase

24x7 Customer Support

Average 99.9% Success Rate

More than 800,000 Satisfied Customers Worldwide

Multi-Platform capabilities - [Windows](#), [Mac](#), [Android](#), [iPhone](#), [iPod](#), [iPad](#), [Kindle](#)

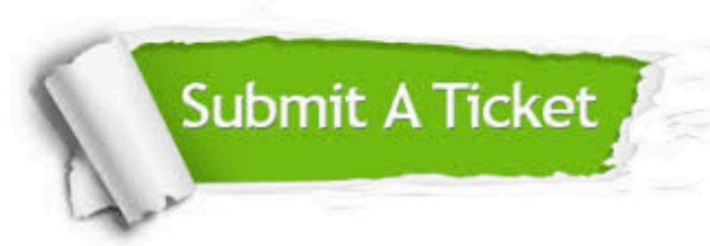
We provide exam PDF and VCE of Cisco, Microsoft, IBM, CompTIA, Oracle and other IT Certifications. You can view Vendor list of All Certification Exams offered:

<https://www.lead4pass.com/allproducts>

Need Help

Please provide as much detail as possible so we can best assist you.

To update a previously submitted ticket:



 <p>One Year Free Update Free update is available within One Year after your purchase. After One Year, you will get 50% discounts for updating. And we are proud to boast a 24/7 efficient Customer Support system via Email.</p>	 <p>Money Back Guarantee To ensure that you are spending on quality products, we provide 100% money back guarantee for 30 days from the date of purchase.</p>	 <p>Security & Privacy We respect customer privacy. We use McAfee's security service to provide you with utmost security for your personal information & peace of mind.</p>
---	---	--

Any charges made through this site will appear as Global Simulators Limited.

All trademarks are the property of their respective owners.

Copyright © lead4pass, All Rights Reserved.