



# 70-779<sup>Q&As</sup>

Provisioning SQL Databases

**Pass Microsoft 70-779 Exam with 100% Guarantee**

Free Download Real Questions & Answers **PDF** and **VCE** file from:

<https://www.lead4pass.com/70-779.html>

100% Passing Guarantee  
100% Money Back Assurance

Following Questions and Answers are all new published by Microsoft  
Official Exam Center

-  **Instant Download** After Purchase
-  **100% Money Back** Guarantee
-  **365 Days** Free Update
-  **800,000+** Satisfied Customers





### QUESTION 1

You have a table that contains sales data.

You need to create a PivotTable that will display the sales by country as shown in the following exhibit.

Row Labels	Sum of Sales
Canada	\$2,000,000.00
France	\$500,000.00
Germany	\$1,000,000.00
Mexico	\$800,000.00
United States	\$4,000,000.00
<b>Grand Total</b>	<b>\$8,300,000.00</b>

What should you use to display the icons?

- A. a measure
- B. conditional formatting
- C. data validation
- D. a KPI

Correct Answer: B

### QUESTION 2

You have the following table named SalesOrderDetail in a model.



SalesId	OrderDate	Quantity	ProductID	SalesTotal
71774	9/15/02 12:00 AM	1	836	\$356.90
71774	9/16/02 12:00 AM	1	822	\$356.90
71776	9/20/02 12:00 AM	1	907	\$63.90
71780	11/8/02 12:00 AM	4	905	\$218.45
71780	11/9/02 12:00 AM	2	983	\$461.69
71780	11/11/02 12:00 AM	2	748	\$818.70
71780	11/12/02 12:00 AM	1	990	\$323.99
71780	11/13/02 12:00 AM	1	926	\$149.87

You need to calculate the sum of SalesTotal for all the rows that have a quantity greater than 1.

How should you complete the DAX formula? To answer, drag the appropriate values to the correct targets.

Each value may be used once, more than once, or not at all. You may need to drag the split bar between panes or scroll to view content.


NOTE: Each correct selection is worth one point.

Select and Place:

ALLEXCEPT('SalesOrderDetail', 'SalesOrderDetail'[Quantity])  
'SalesOrderDetail'[Quantity] > 1  
'SalesOrderDetail'[SalesTotal] > 1  
SUM('SalesOrderDetail'[Quantity])  
SUM('SalesOrderDetail'[SalesTotal])  
SUMX('SalesOrderDetail'[SalesTotal])

Answer Area  
CALCULATE( Value  
Value

Correct Answer:



### QUESTION 3

You have an Excel workbook that displays two PivotCharts. One chart displays sales by month. The other chart displays sales by year.

You add a slicer for month.

You discover that when you select a month in the slicer, the data in the sales by year PivotChart changes.

You need to prevent the slicer from affecting the sales by year PivotChart.

What should you do?

- A. Remove all the fields from the Filters area of the sales by month PivotChart.
- B. Modify the Value Field Settings for the values of the sales by year PivotChart,
- C. Modify the Report Connections of the slicer.
- D. Remove all the fields from the Filters area of the sales by year PivotChart.

Correct Answer: C

### QUESTION 4

You have a workbook query that loads data from C:\Data\Users.xlsx.

You move Users.xlsx to a shared folder on the network.

You need to ensure that you can refresh the data from Users.xlsx.

What should you do?

- A. From the Linked Table tab in Power Pivot, modify the Update Mode.
- B. From Query Editor, modify the Source step.





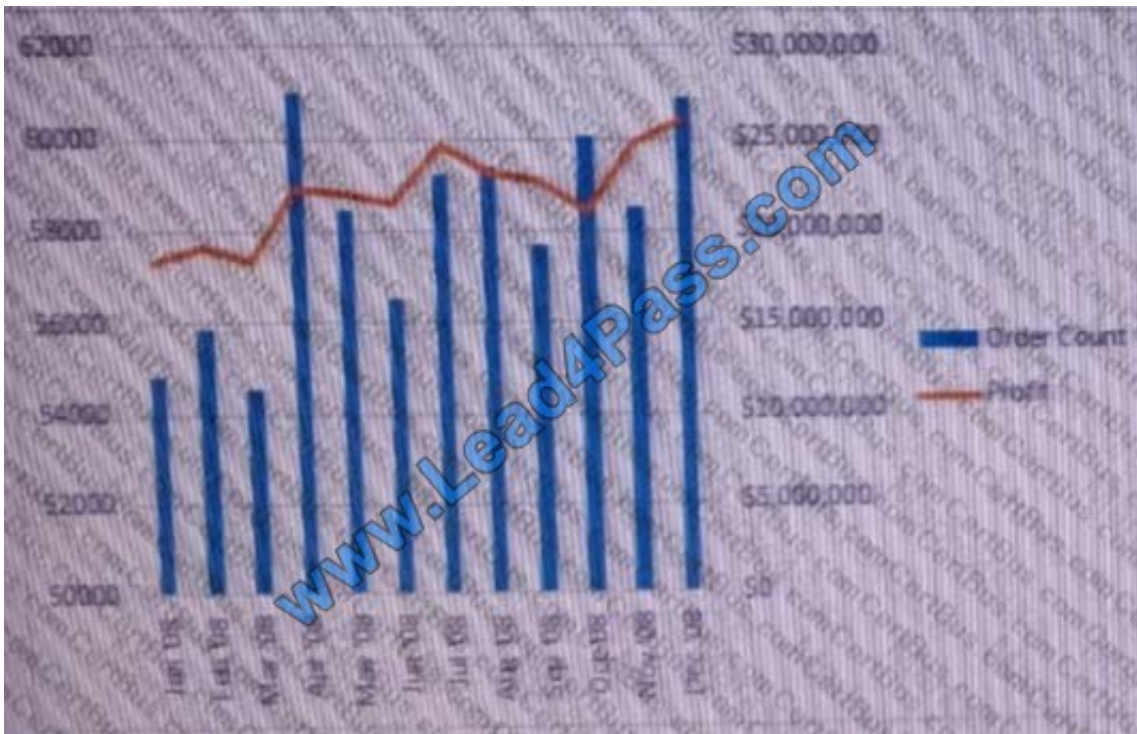
C. From the Insert tab in Excel, click My Add-ins, and then manage the add-ins.

D. From the Data tab in Excel click Connections, and then modify the properties of the connection.

Correct Answer: A

### QUESTION 5

You need to create a combo chart to display the count of orders by month and profit by month as shown in the exhibit.




How should you configure the combo chart? To answer, select the appropriate options in the answer area. NOTE: Each correct selection is worth one point.

Hot Area:



Correct Answer:



Order Count:Stacked column No Profit:Line Yes <http://www.excel-easy.com/examples/combination-chart.html>



[70-779 PDF Dumps](#)

[70-779 Exam Questions](#)

[70-779 Braindumps](#)



To Read the [Whole Q&As](#), please purchase the [Complete Version](#) from [Our website](#).

## Try our product !

100% Guaranteed Success

100% Money Back Guarantee

365 Days Free Update

Instant Download After Purchase

24x7 Customer Support

Average 99.9% Success Rate

More than 800,000 Satisfied Customers Worldwide

Multi-Platform capabilities - [Windows](#), [Mac](#), [Android](#), [iPhone](#), [iPod](#), [iPad](#), [Kindle](#)

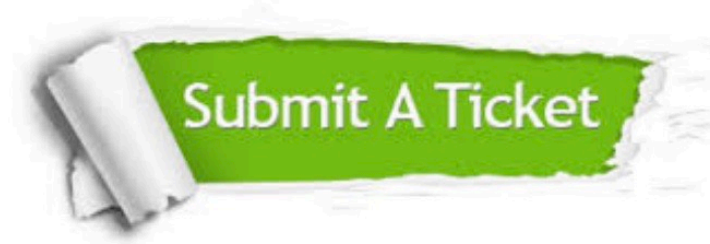
We provide exam PDF and VCE of Cisco, Microsoft, IBM, CompTIA, Oracle and other IT Certifications. You can view Vendor list of All Certification Exams offered:

<https://www.lead4pass.com/allproducts>

## Need Help

Please provide as much detail as possible so we can best assist you.

To update a previously submitted ticket:



 <p><b>One Year Free Update</b> Free update is available within One Year after your purchase. After One Year, you will get 50% discounts for updating. And we are proud to boast a 24/7 efficient Customer Support system via Email.</p>	 <p><b>Money Back Guarantee</b> To ensure that you are spending on quality products, we provide 100% money back guarantee for 30 days from the date of purchase.</p>	 <p><b>Security &amp; Privacy</b> We respect customer privacy. We use McAfee's security service to provide you with utmost security for your personal information &amp; peace of mind.</p>
---	---	--

Any charges made through this site will appear as Global Simulators Limited.

All trademarks are the property of their respective owners.

Copyright © lead4pass, All Rights Reserved.