



300-075^{Q&As}

Implementing Cisco IP Telephony and Video

Pass Cisco 300-075 Exam with 100% Guarantee

Free Download Real Questions & Answers **PDF** and **VCE** file from:

<https://www.lead4pass.com/300-075.html>

100% Passing Guarantee
100% Money Back Assurance

Following Questions and Answers are all new published by Cisco
Official Exam Center

-  **Instant Download** After Purchase
-  **100% Money Back** Guarantee
-  **365 Days** Free Update
-  **800,000+** Satisfied Customers





QUESTION 1

Which two options are dial plan elements that Global Dial Plan Replication allows independent clusters to share with each other using the Intercluster Lookup Service (Choose two.)

- A. voicemail profiles
- B. actual directory numbers
- C. enterprise alternate numbers
- D. +E.164 alternate numbers
- E. external phone number masks

Correct Answer: CD

Reference: https://www.cisco.com/c/en/us/td/docs/voice_ip_comm/cucm/srnd/collab10/collab10/dialplan.html

QUESTION 2

Scenario:

There are two call control systems in this item.

The Cisco UCM is controlling the Cisco Jabber for Windows Client, and the 7965 and 9971 Video IP Phone.

The Cisco VCS is controlling the SX20, the Cisco TelePresence MCU, and the Cisco Jabber TelePresence for Windows.

DP:

DP				
Status				
3 records found				
Device Pool (1-3 of 3)				
Find Device Pool where Device Pool Name begins with Find Clear Filter + -				
<input type="checkbox"/>	Name ^	Cisco Unified CM Group	Region	Date/Time
<input type="checkbox"/>	Default	Default	Default	CMLocal
<input type="checkbox"/>	Default	Default	Default	CMLocal
<input type="checkbox"/>	GSM	Default	GSM	CMLocal
<input type="button" value="Add New"/> <input type="button" value="Select All"/> <input type="button" value="Clear All"/> <input type="button" value="Delete Selected"/>				

Locations:



Locations

Locations (1 - 3 of 3)

Find Locations where Location begins with Find Clear Filter + -

<input type="checkbox"/>	
<input type="checkbox"/>	Hub_None
<input type="checkbox"/>	Phantom
<input type="checkbox"/>	Shadow

Add New Select All Clear All Delete Selected

CSS:

CSS

Calling Search Space (1-2 of 2)


Find Calling Search Space where CSS Name begins with Find Clear Filter + -

<input type="checkbox"/>	CSS Name ^
<input type="checkbox"/>	A11-Devices
<input type="checkbox"/>	All-Devices

Add New Select All Clear All Delete Selected

Movie Failure:

Movie Failure



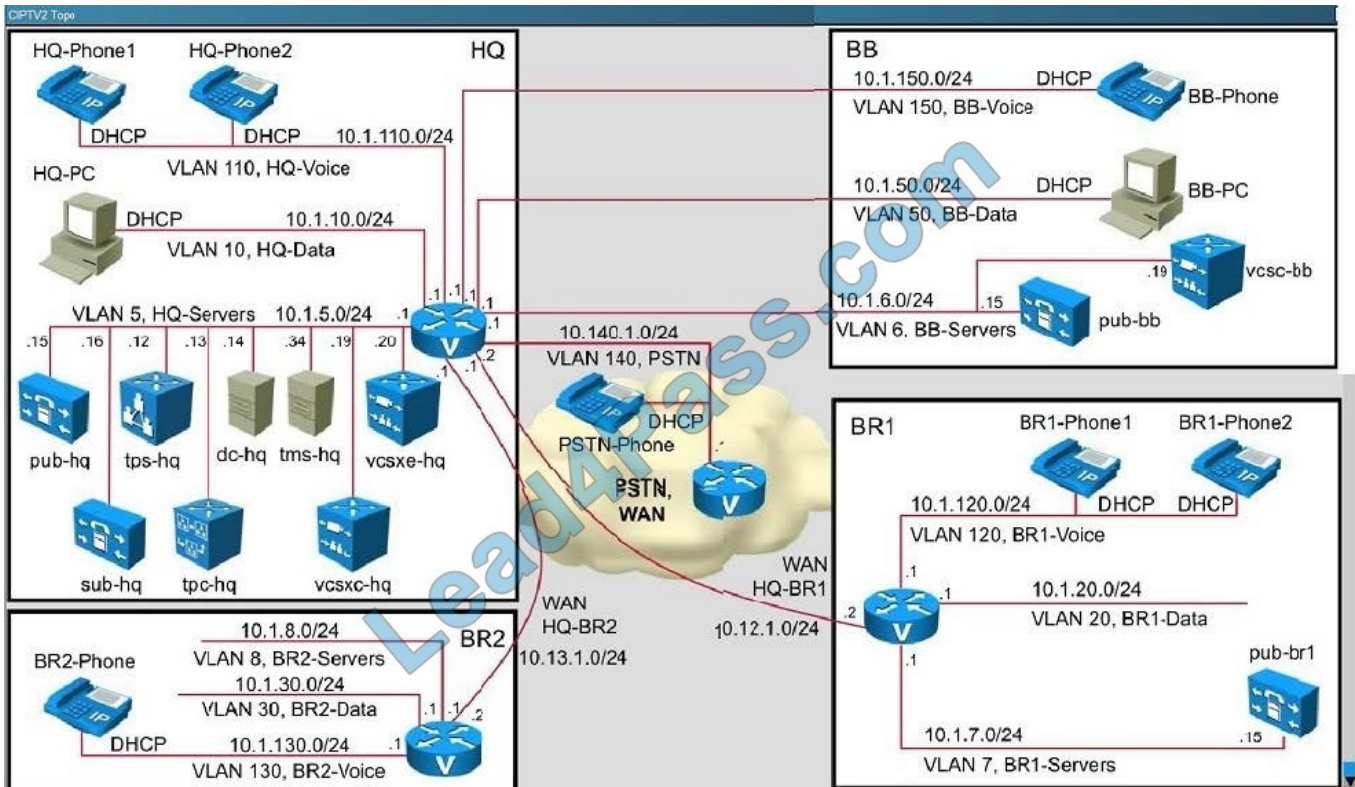
Login failed
Connection rejected by server. Try logging in again later.

OK

Movie Settings:



CIPTV2 Topology:



Subzone:

Subzones

- Name: HQ
- Authentication policy: Treat as authenticated
- Total bandwidth available - Bandwidth restriction: Limited
- Total bandwidth available - Total bandwidth limit (kbps): 512
- Calls into or out of this subzone - Bandwidth restriction: Limited
- Calls into or out of this subzone - Total bandwidth limit (kbps): 0
- Calls entirely within this subzone - Bandwidth restriction: Limited
- Calls entirely within this subzone - Total bandwidth limit (kbps): 200

Links:

Links

Links

You are here: [Configuration](#) > [Bandwidth](#) > [Links](#)

Name	Node 1	Node 2	Pipe 1	Pipe 2	Calls	Bandwidth used	Actions
<input type="checkbox"/> DefaultSZtoClusterSZ	DefaultSubZone	ClusterSubZone			0	0kbps	View/Edit
<input type="checkbox"/> DefaultSZtoDefaultZ	DefaultSubZone	DefaultZone			0	0kbps	View/Edit
<input type="checkbox"/> DefaultSZtoTraversalSZ	DefaultSubZone	TraversalSubZone			0	0kbps	View/Edit
<input type="checkbox"/> SubZone001ToDefaultSZ	HQ	DefaultSubZone			0	0kbps	View/Edit
<input type="checkbox"/> SubZone001ToTraversalSZ	HQ	TraversalSubZone			0	0kbps	View/Edit
<input type="checkbox"/> TraversalSZtoDefaultZ	TraversalSubZone	DefaultZone			0	0kbps	View/Edit
<input type="checkbox"/> VCS HQ - toHQ	HQ	toHQ	to HQ pipe		1	128kbps	View/Edit

Pipe:



Pipe

Name: to_HQ_pipe

Total Bandwidth available – Bandwidth restriction: Limited

Total Bandwidth available – Total bandwidth limit (kbps): 256

Calls through this pipe – Bandwidth restriction: Limited

Calls through this pipe – Per call bandwidth limit (kbps): 128

A third collaboration call fails between the backbone site and the HQ site. After reviewing the exhibits, which of the following reasons could be causing this failure?

- A. Not enough bandwidth has been allocated.
- B. Device Pool.
- C. Location.
- D. The pipe is not functioning.

Correct Answer: A

QUESTION 3

Which two options are dial-plan challenges in a multisite Cisco Unified Communications Manager deployment? (Choose two.)

- A. use of MGCP gateways instead of SIP trunks
- B. use of same DID numbers in multiple sites
- C. use of same length directory numbers all over the network
- D. use of +E.164 directory numbers and extensions for phones and services
- E. telephony service provider requirements on number format and types

Correct Answer: AD

QUESTION 4

Where must an engineer configure the CMG group in Cisco Unified Communications Manager for call survivability?

- A. Media Resources
- B. Device



C. Advanced Features

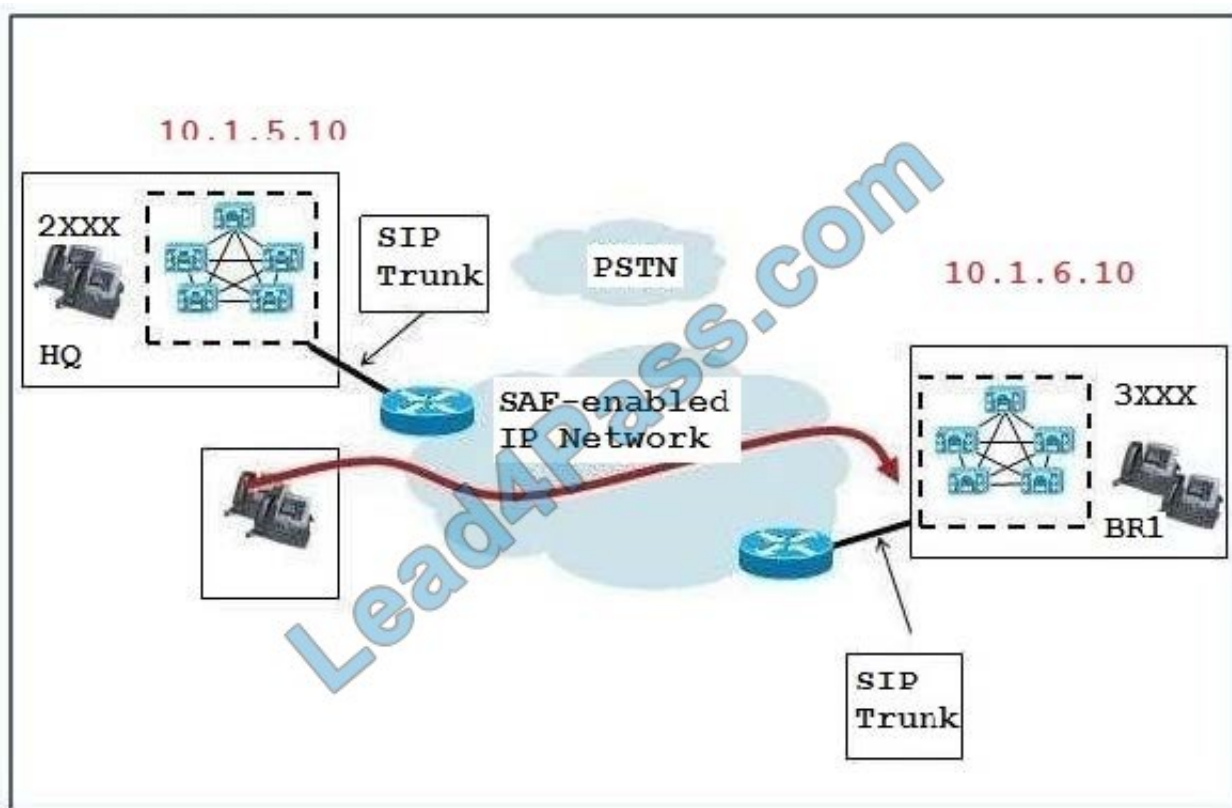
D. System

Correct Answer: D

Reference: https://www.cisco.com/c/en/us/td/docs/voice_ip_comm/cucm/admin/9_0_1/ccmcfg/CUCM_BK_CDF59AFB_00_admin-guide-90/CUCM_BK_CDF59AFB_00_admin-guide_chapter_0100.html

QUESTION 5

Refer to the exhibit.



What should the destination IP address be configured as on the HQ and BR1 SIP trunks?

- A. The HQ SIP trunk destination IP address should be 10.1.6.10. The BR1 SIP trunk destination IP address should be 10.1.5.10.
- B. The destination IP address is not configurable. Each cluster will learn about the remote trunk IP address through SAF learned routes.
- C. The destination IP address will be learned automatically and configured on the SIP trunks after the Cisco Unified Communications Managers discover themselves.
- D. The HQ SIP trunk destination IP address should be the HQ SAF Forwarder IP address. The BR1 SIP trunk destination IP address should be the BR1 SAF Forwarder IP address.

Correct Answer: B



The gatekeeper changes the IP address of this remote device dynamically to reflect the IP address of the remote device.

[300-075 VCE Dumps](#)

[300-075 Study Guide](#)

[300-075 Braindumps](#)



To Read the [Whole Q&As](#), please purchase the [Complete Version](#) from [Our website](#).

Try our product !

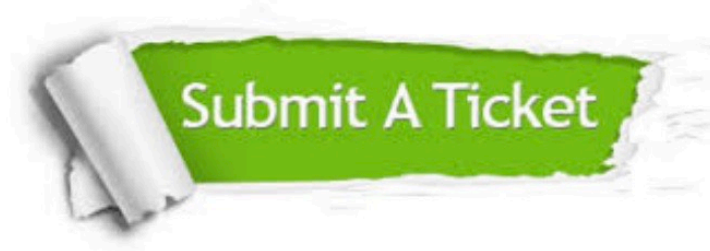
100% Guaranteed Success
100% Money Back Guarantee
365 Days Free Update
Instant Download After Purchase
24x7 Customer Support
Average 99.9% Success Rate
More than 800,000 Satisfied Customers Worldwide
Multi-Platform capabilities - [Windows](#), [Mac](#), [Android](#), [iPhone](#), [iPod](#), [iPad](#), [Kindle](#)

We provide exam PDF and VCE of Cisco, Microsoft, IBM, CompTIA, Oracle and other IT Certifications. You can view Vendor list of All Certification Exams offered:

<https://www.lead4pass.com/allproducts>

Need Help

Please provide as much detail as possible so we can best assist you.
To update a previously submitted ticket:



 <p>One Year Free Update Free update is available within One Year after your purchase. After One Year, you will get 50% discounts for updating. And we are proud to boast a 24/7 efficient Customer Support system via Email.</p>	 <p>Money Back Guarantee To ensure that you are spending on quality products, we provide 100% money back guarantee for 30 days from the date of purchase.</p>	 <p>Security & Privacy We respect customer privacy. We use McAfee's security service to provide you with utmost security for your personal information & peace of mind.</p>
---	---	--

Any charges made through this site will appear as Global Simulators Limited.
All trademarks are the property of their respective owners.
Copyright © lead4pass, All Rights Reserved.